

Wednesday, April 29th

We are learning to:


English:

- Understand how adverbs and adverb groups help to locate time and place.

Mathematics:

- Plot ordered pairs on the Cartesian plane

What you will need today



Reading Log		
Day	Book Title & Author	No. of Minutes
Monday		
Tuesday		
Wednesday		
Thursday		
Friday		

Family Based Activities											
Play a board game	Organize a scavenger hunt	Make a movie	Take a walk	Play a board game	Take a walk	Take a walk	Take a walk	Take a walk	Take a walk	Take a walk	Take a walk
Take a walk	Take a walk	Take a walk	Take a walk	Take a walk	Take a walk	Take a walk	Take a walk	Take a walk	Take a walk	Take a walk	Take a walk
Take a walk	Take a walk	Take a walk	Take a walk	Take a walk	Take a walk	Take a walk	Take a walk	Take a walk	Take a walk	Take a walk	Take a walk
Take a walk	Take a walk	Take a walk	Take a walk	Take a walk	Take a walk	Take a walk	Take a walk	Take a walk	Take a walk	Take a walk	Take a walk
Take a walk	Take a walk	Take a walk	Take a walk	Take a walk	Take a walk	Take a walk	Take a walk	Take a walk	Take a walk	Take a walk	Take a walk
Take a walk	Take a walk	Take a walk	Take a walk	Take a walk	Take a walk	Take a walk	Take a walk	Take a walk	Take a walk	Take a walk	Take a walk
Take a walk	Take a walk	Take a walk	Take a walk	Take a walk	Take a walk	Take a walk	Take a walk	Take a walk	Take a walk	Take a walk	Take a walk
Take a walk	Take a walk	Take a walk	Take a walk	Take a walk	Take a walk	Take a walk	Take a walk	Take a walk	Take a walk	Take a walk	Take a walk
Take a walk	Take a walk	Take a walk	Take a walk	Take a walk	Take a walk	Take a walk	Take a walk	Take a walk	Take a walk	Take a walk	Take a walk
Take a walk	Take a walk	Take a walk	Take a walk	Take a walk	Take a walk	Take a walk	Take a walk	Take a walk	Take a walk	Take a walk	Take a walk



Wellbeing Tip of the Day

Have a screen time free night!





Mrs Paula's Riddle of the Day

What word is always pronounced wrong?

Yesterday's Answer: Did you hear about the man who stole 10 bars of soap from the supermarket?

He made a *CLEAN* getaway!

These times are only a guide, as to the duration of the activity

40 minutes	English – Student Learning Materials See below the English Student Learning Materials. Read through the information provided and answer the questions as necessary.
30 minutes 	English – Letter Writing Today you are to write a letter to your teacher explaining the different technologies and apps you use at home. Make sure you explain what they are used for and how they can be used. (Doesn't need to be learning apps) When writing your letter, you need to remember to include the facts and your feelings about the topics, as well as write in the appropriate letter structure.
10 minutes	Fruit Break
50 minutes	English – Spelling, Reading & Punctuation Choose 1 activity from the Spelling & Homework Ideas sheet to complete for 15 minutes. You will find this attached to your weekly plan. Complete the punctuation worksheet – 15 minutes Read independently for 20 minutes. Be sure to record this on your weekly reading log. The reading log can be found attached to your weekly plan.
Morning Tea	
1 hour	Mathematics – Student Learning Materials See below the Mathematics Student Learning Materials. Read through the information provided and answer the questions as necessary.
30 minutes	Wellbeing Complete an activity from the 'Wellbeing Bingo' Sheet.
Lunch	
5 minutes 	What Went Well Take a photo of something that you enjoyed doing today. Send this in an email to your teacher
1 hour	Family Based Activity Choose an activity from the 'Family Based Activity' Matrix to complete with the people in your household. This activity matrix can be found attached to your weekly plan.

English – Student Learning Materials

Key terms

adverbs and adverb groups/phrases, culture, historical context, history, language choices, language features, social context, verbs and verb groups, vocabulary

For definitions and explanations of terms, please see the **Glossary**.

Lesson

Read and comprehend a diary entry

Background information

The book *My Australian Story: Snowy — The Diary of Eva Fischer* written by Siobhan McHugh, tells the story of 11-year-old Eva, whose father worked on the Snowy Mountains hydro-electric scheme (Snowy scheme).

The Snowy scheme was an enormous engineering project carried out between 1949 and 1974 designed to provide water and electricity for the whole of New South Wales. Most of the workers on the project were immigrants who came to Australia from overseas. Cabramurra, Australia's highest permanently inhabited town, was established in 1954 to accommodate the workers.

Eva and her family moved from Sydney to Cabramurra in the mid-year school holidays because her father started work as a surveyor on the Snowy scheme. Eva wrote this diary entry about the happenings on her first day at her new school.

Extract from *My Australian Story: Snowy — The Diary of Eva Fischer*

Just in from school. There's about fifty-eight kids in the school. The other teacher takes the littlies. Lizzie sits on one side of me and Ivan is on the other. He's from Latvia. It's right beside Estonia, and it's part of Russia now, too.

• • •

At lunch I got out my Vegemite sandwiches and Lizzie had damper with devon — but the other kids! Ivan had stale-looking black bread, Angelina had a stinky thing called salami, and a Spanish boy had some kind of cold potato cake with egg, called a torteea or something. Dean Brown had a hot pie that his dad gets sent up from the canteen. He is so spoilt! No wonder he's got no friends.

Better stop — got so much homework. On the first day! Dad's on day shift now, he'll be home soon. Mum started work today: so it's chops tonight — surprise, surprise.

From the book MY AUSTRALIAN STORY: SNOWY — THE DIARY OF EVA FISCHER by Siobhan McHugh

Text copyright © Siobhan McHugh 2003

First published by Scholastic Press, a division of Scholastic Australia Pty Limited, 2003

Reproduced by permission of Scholastic Australia Pty Limited

1. Read **Sheet 4** — [Monday 14 July](#).
2. Complete the following comprehension questions based on the extract on **Sheet 4**.
 - a. How many children attend the school?
☐ 50
☐ 64
☐ 58
☐ 85
 - b. Who does Eva sit between at school?
☐ Angelina and Lizzie
☐ Angelina, Lizzie and Ivan
☐ Dean and Ivan
☐ Ivan and Lizzie
 - c. Where is Latvia?
☐ Next to Estonia and Russia
☐ In between Estonia and Russia
☐ Above Europe
☐ Next to Russia



Latvia as it is today

- d. Why do you think the students' lunches were so varied?

- e. What do you think the lunches would have looked like?



Identify historical and social context



Language features and language choices (vocabulary) can convey a sense of time and place (historical context) and social interactions (social context). Historical context refers to the time and place in which a text was written and how historical events influence the text. Social context refers to the situation in which the text was written and in which the language is being used.

3. How does Eva indicate the time of day she wrote her diary entry?

4. Eva had to change schools when her family moved. In a sentence, describe **one** of the following situations (1 sentence)

- a. If you have moved towns and/or changed schools, how did you feel?

OR

- b. Eva is starting her new school at Cabramurra. How do you think she feels about this?

English – Letter Writing

1. Heading
Your name and address.

2. Date
The date you wrote your letter on.

3. Greeting
Your hello.

4. Content
What you want to say and the reason why you are writing.

5. Closing
The way you want to end your letter.

6. Signature
Sign your name.

7. PS (Postscript)
Found at the end of a letter. You can put anything you forgot to say here.

Jenna Masters
14 Short Street
NEWLAND NSW 2000

5 October 2014

Dear Kendall,

How are you and your family? Did you enjoy your holiday at the beach?

We spent the holidays at Nan and Pop's, helping them on the farm. We got to work with so many of the animals. I especially like feeding the calves and riding the horses. Jessica enjoyed feeding the chickens and collecting the eggs every morning.

Are you ready to go back to school? Mum bought me new books, pencils and a pink pencil case. I can't wait to see my school friends again.

I hope you have a good time back at school and I can't wait to hear all about it. Please write to me soon.

Love from,

Jenna

P.S. I can't wait for you and your family to visit us next holidays!

Teach Starter.com

You should consider the following things in your letter writing:

Facts

- Location description – what the area looks like
- Technology devices that are used today
- Current events happening in our area

Feelings & Thoughts

Students describe their feelings towards current events, their routines and their belongings

Punctuation Worksheet

Writing in capital letters: In email communication, writing in capitals is the equivalent of shouting at someone and is seen as being quite rude. You should only use capitals for the first letter of proper nouns or the first letter of a new sentence. However, it is quite acceptable to type a single word or phrase in capitals if you want to put extra emphasis on this word.

Sentence structure: Try not to write sentences over twenty words long. Email is meant to be a quick and effective way of communicating, so if your sentences are long and complicated there is a chance the person who receives your email will get frustrated and will not want to read it!

Subject Line: At the top of your email screen there is a box called the 'Subject Line'. It is good manners to write a very short description of your email in this box, so that the person receiving the email can see what your message is about before they open your email. This is especially important when you are writing to someone that you don't know.

Appropriate language: The language you use when you are sending a formal or professional email should be quite different from the language you use when writing to a friend. In a formal email, make sure you write as if you are writing a letter. Instead of writing 'Hi!' as a greeting, use 'Dear...', and always sign your name at the end of your email. You might like to say 'Kind regards, (your name)', or 'Best wishes, (your name)'. Avoid using emoticons or capital 'shouting' letters. Try to be as polite as possible when writing an email to someone you don't know very well. Remember, if you are writing a formal or professional email, always read over your email before you hit the 'send' button!

- 1 What does the term 'email' stand for? _____
- 2 What do people use email for? Why do people use email instead of the telephone or writing a letter? _____
- 3 Email language is similar to _____ language.
- 4 Why is email etiquette important? _____
- 5 According to email etiquette, name two things you **SHOULDN'T** do when writing an email, and two things you **SHOULD** do. _____

- 6 Why is it important to use the Subject Line when sending an email? _____

- 7 Practise the emoticons on the opposite page. Do you know any others? Can you make up some new emoticons? _____
- 8 On some paper, write two emails. In the first email pretend you are writing to a good friend. In the second email pretend you are writing a letter to the editor of a newspaper. Can you see the differences between these two email languages?

Mathematics – Student Learning Materials

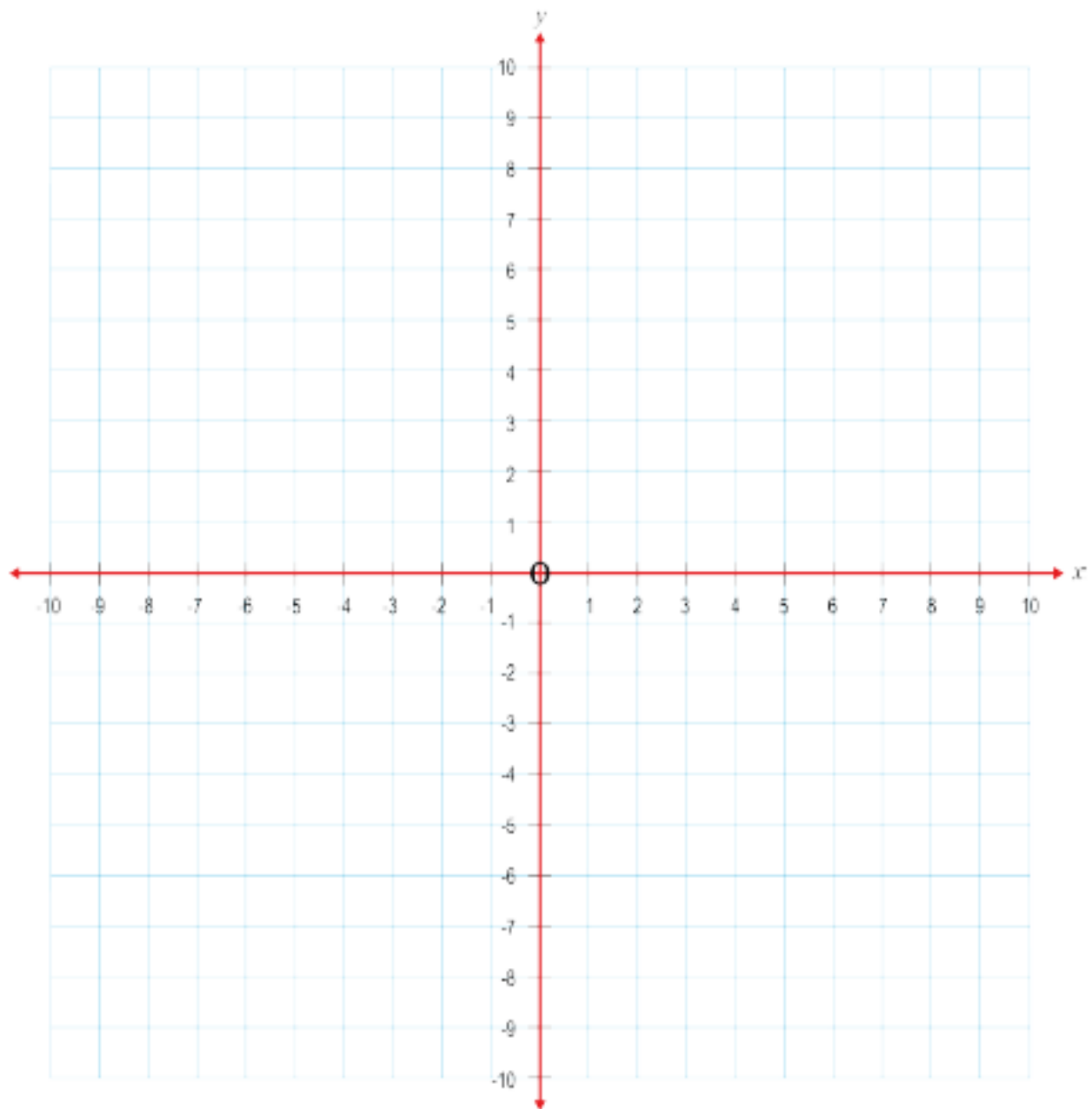
Plot ordered pairs on the Cartesian plane



You have used the Cartesian plane to record and plot ordered pairs and explore patterns with a table of values. In this lesson you will apply your understanding of plotting and recording to create your own hidden picture on the Cartesian plane for a partner to reveal. You will begin with revising how a hidden picture can be revealed by plotting and joining ordered pairs in order.

1. a. Plot the following ordered pairs on the Cartesian plane provided:

(2, 7) (2, 6) (1, 3) (5, 4) (4, 3) (10, 1) (8, -2) (9, -5) (6, -4) (6, -5) (4, -4) (3, -9)
(1, -7) (0, -10) (-1, -7) (-3, -8) (-2, -3) (-4, -6) (-4, -4) (-7, -5) (-6, -2)
(-8, 0) (-4, 3) (-5, 4) (0, 3)



- Join the points up in order of plotting. Ensure you join the last point back to the start to create a closed shape.
- If you plotted the ordered pairs correctly and joined the points in order, you should have revealed a picture.

What is the picture?

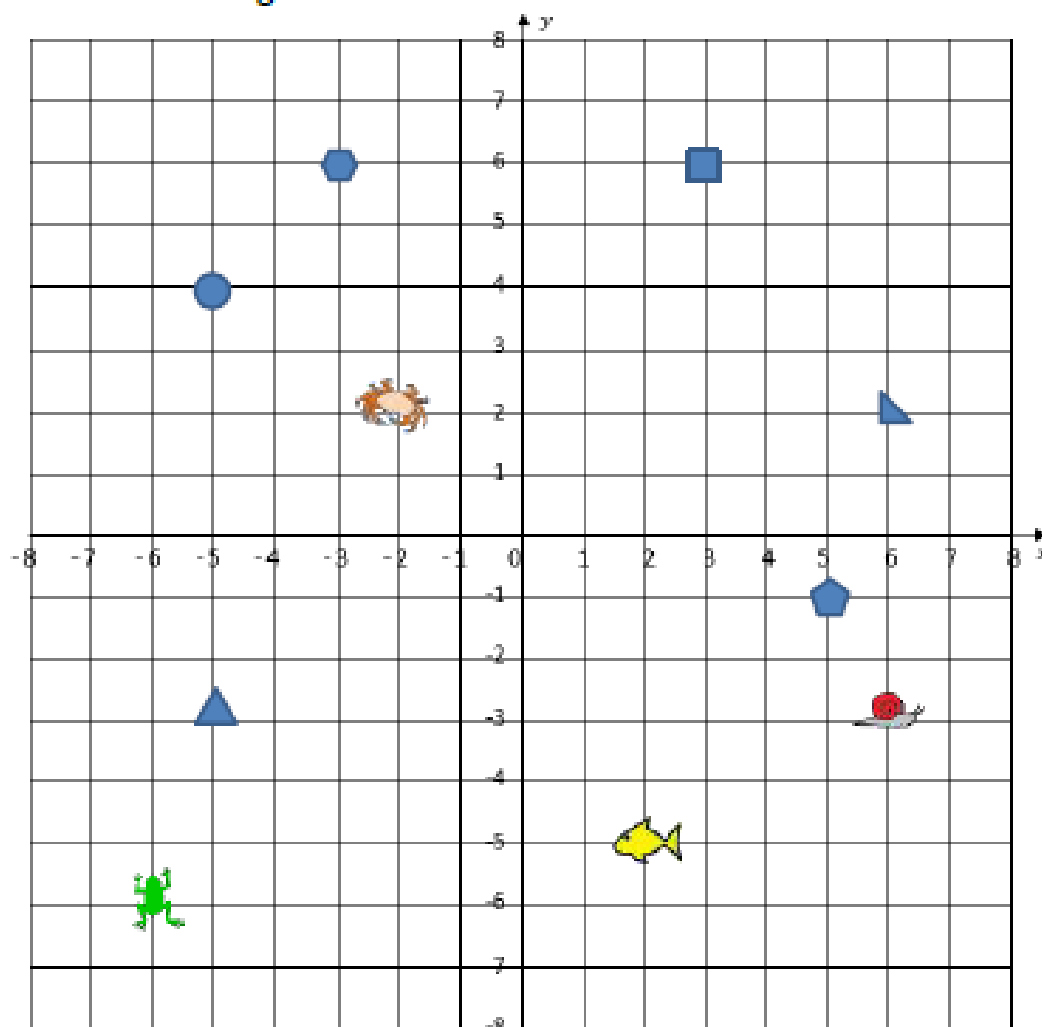
Name _____

Date _____



FIND THE COORDINATES 1

Use the coordinate grid to work out the coordinates below.



- | | |
|----------------------------|----------------------------------|
| 1) Circle (-5, 4) | 2) Square (__, __) |
| 3) Hexagon (__, __) | 4) Frog (__, __) |
| 5) Fish (__, __) | 6) Pentagon (__, __) |
| 7) Right triangle (__, __) | 8) Equilateral triangle (__, __) |
| 9) Crab (__, __) | 10) Snail (__, __) |

Wellbeing Bingo

Wellbeing Bingo



Shade the wellbeing activities on the bingo card below as you complete them throughout the week. Once you have shaded every task below call 'BINGO!'

BINGO!



Detox from all technology for 24 hours.




Watch your favourite movie.



Perform a random act of kindness for someone.



Take a warm bath.



Read a book or magazine that interests you.



Spend time exploring the outdoors.



Spend time alone listening to music.



Connect with someone you don't see often.



Write a thankyou letter to someone who has helped you.



Laugh until you cry.



Complete a simple meditation (such as page 51).



Learn a new skill.



Pick up rubbish that isn't yours and put it in a bin.



Do at least 30 minutes of exercise.



Make someone laugh.

Which task did you enjoy completing the most? Why?
