

# Wednesday





Today we are learning

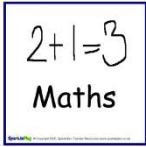





English – Procedures

Maths – Introduction to quarter to and quarter past time.

The materials I will need are

- Worksheets
- Lead Pencil
- Scissors
- Glue
- A4 writing book

<p><b>Zones Check In</b></p> 	<p>How are you feeling this morning? Which zone are you in? If you are not in green zone how can you get to green zone?</p>
	<p><b>9-10am</b></p> <p><b>Writing</b></p> <p><b>Activity One</b></p> <p>Write your own disgusting stew. Think of some fun, yucky ingredients that could go in your stew. Write in the template all of your ingredients and equipment to make your stew. <b>Only do 5 ingredients – but don't forget the adjectives.</b></p> <p>Then glue the sheet in your writing book. In your book write the method of how to make your disgusting stew. <b>Remember to number your steps, start each step with a verb and write each step on a new line.</b></p> <p><b>Activity Two</b></p> <p>Draw a picture of your stew using the pot template attached. Use your ingredients list to make sure you draw all the ingredients that you had in your list in your pot. Send a photo of your disgusting stew.</p>  
<p><b>Stop and enjoy a fruit break – think about all the things you love to do at home</b></p>	
	<p><b>10 – 10:30am</b></p> <p>Reading Eggs – 20 minutes</p> 
	<p><b>10:30 – 11am</b></p> <p><b>Spelling</b> – Complete the spelling task for the day (in attachments).</p> 
<p><b>Stop and have something to eat and go outside and enjoy the fresh air.</b></p>	
	<p><b>12 – 1:30pm</b></p> <p><b>Maths Warm Up</b></p> <p>Combo Bowling</p>  

	<p><b>Number Fact Fluency</b> Using the fact sheet given set a timer for four minutes and do as many of the number facts as you can. Did you beat yesterday's?</p> <p><b>Movement Break</b> Go noodle - <a href="https://app.gonoodle.com/">https://app.gonoodle.com/</a></p> <p><b>Maths Lesson</b></p> <ol style="list-style-type: none"> <li>1. Introduce the concept of quarter to/ quarter past using the information slides.</li> <li>2. Follow the instructions to make your own interactive clock (see attachment). This will be used throughout the following Maths lessons. See photo for example.</li> </ol> 
<p><b>Stop and have some lunch. Play outside for 30 minutes</b></p>	
	<p><b>2-3pm</b> Toys from the past and present</p> <p>Look at the pictures of the toys from the past Draw and label 3 of your favourite toys. List down 5 ways that they are different from each other. Differentiation: Circle 'Toys from the past' sheet.</p> 
<p><b>Check In</b></p> 	<p><b>Fill in your check in sheet for Wednesday.</b> <b>Take a photo for your teacher.</b></p> 

# Daily Check In

## The **ZONES** of Regulation®

			
<p><b>BLUE ZONE</b></p> <p>Sad Sick Tired Bored Moving Slowly</p>	<p><b>GREEN ZONE</b></p> <p>Happy Calm Feeling Okay Focused Ready to Learn</p>	<p><b>YELLOW ZONE</b></p> <p>Frustrated Worried Silly/Wiggly Excited Loss of Some Control</p>	<p><b>RED ZONE</b></p> <p>Mad/Angry Terrified Yelling/Hitting Elated Out of Control</p>

*What zone are  
you in this  
morning and  
why?*

*What zone are  
you in this  
afternoon and  
why?*

*What did you  
do well today?*

# Spelling Week 4 - Wednesday









## Weekly Focus:

Triple r-blends: 'scr-', 'str-', 'spr-'

Triple 'r' blends are patterns of three consonants ending in 'r' that together make a blended sound such as 'scr-', 'str-' and 'spr-'.

### Activity 1:

Write out your words on the weekly spelling handwriting sheet under "Wednesday."

WEEK 4	Tuesday	Wednesday	Thursday	Friday
 scrap				
 screw				
 screen				
 strip				
 street				
 string				
 stretch				
 sprain				
 spray				
 spring				

### Activity 2:

Complete the activity sheet below.

# Year 2, Term 2, Week 4 – Triple r-blends

scr.....str.....spr

## Focus words

scrap	street	spray
screw	string	spring
screen	stretch	
strip	sprain	

str	spr	scr
-----	-----	-----

___	___	___	eet	___	___	___	een
___	___	___	ain	___	___	___	ip
___	___	___	etch	___	___	___	ay
___	___	___	ing	___	___	___	ing
___	___	___	ew	___	___	___	ap

spring

stretch

scrap

screw

string

spray

street



Circle the scr, str and spr blends in your focus words.

stretch

screw

string

spring

sprain

scrap

strip

screen

street

spray



s



s




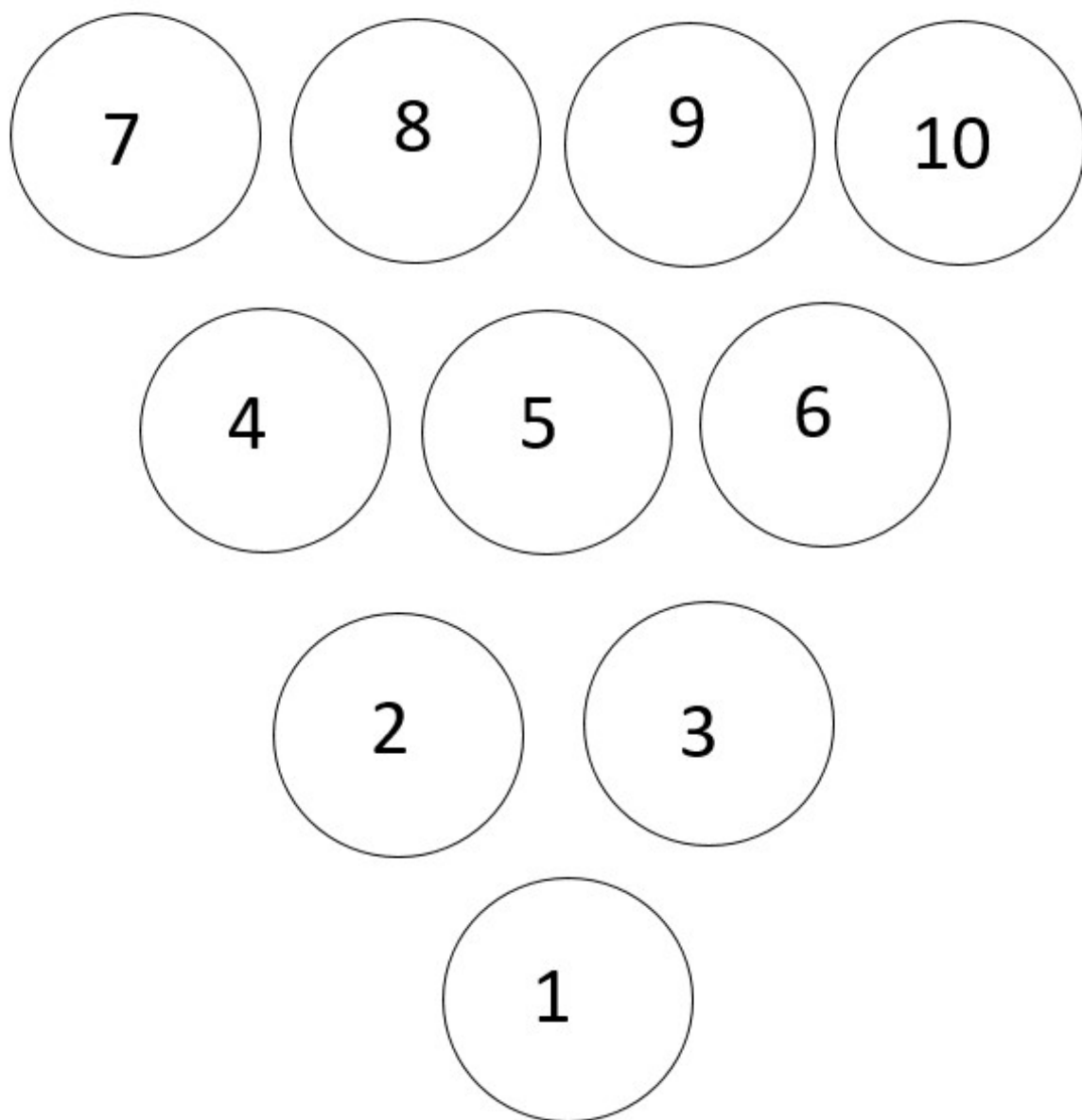

s



s

Ingredients		Equipment	







# Addition and Subtraction Facts to 20 – Speed Test<sup>1</sup>

See how long it takes you to complete all of these or give yourself a set amount of time (say 5 mins) and see how many



$4+4=$	$10-3=$	$11-5=$	$9-1=$	$14-1=$
$12+3=$	$10+3=$	$10-4=$	$6+4=$	$11-3=$
$9-7=$	$6+6=$	$15-1=$	$20-5=$	$10-2=$
$9+4=$	$7+5=$	$11-7=$	$10+10=$	$8+3=$
$14+4=$	$7-4=$	$11+3=$	$19+1=$	$14-7=$
$9-8=$	$12+4=$	$13-7=$	$9+8=$	$2+1=$
$18+3=$	$12-5=$	$8+8=$	$15-2=$	$14-5=$
$17-2=$	$5+6=$	$12+5=$	$2+6=$	$17-7=$
$20+3=$	$15-6=$	$14-9=$	$8-3=$	$20+2=$
$17-4=$	$3+6=$	$4+9=$	$6+6=$	$14-7=$

Correct answers:

Time:

13	
6	7

$$\square + \square = \square$$

$$\square + \square = \square$$

$$\square - \square = \square$$

$$\square - \square = \square$$

9	
5	4

$$\square + \square = \square$$

$$\square + \square = \square$$

$$\square - \square = \square$$

$$\square - \square = \square$$



**LO:** To tell the time at quarter past, half past and quarter to the hour.

- know that a clock is made up of 4 quarters
- know that a clock is made up of 2 halves
- know the time is read 'past the hour' and 'to the hour'.

A clock face is a full circle which is made up of 4 quarters.

15 minutes make up quarter of an hour.

When we tell the time we either say it is 'past' or 'to' the hour.

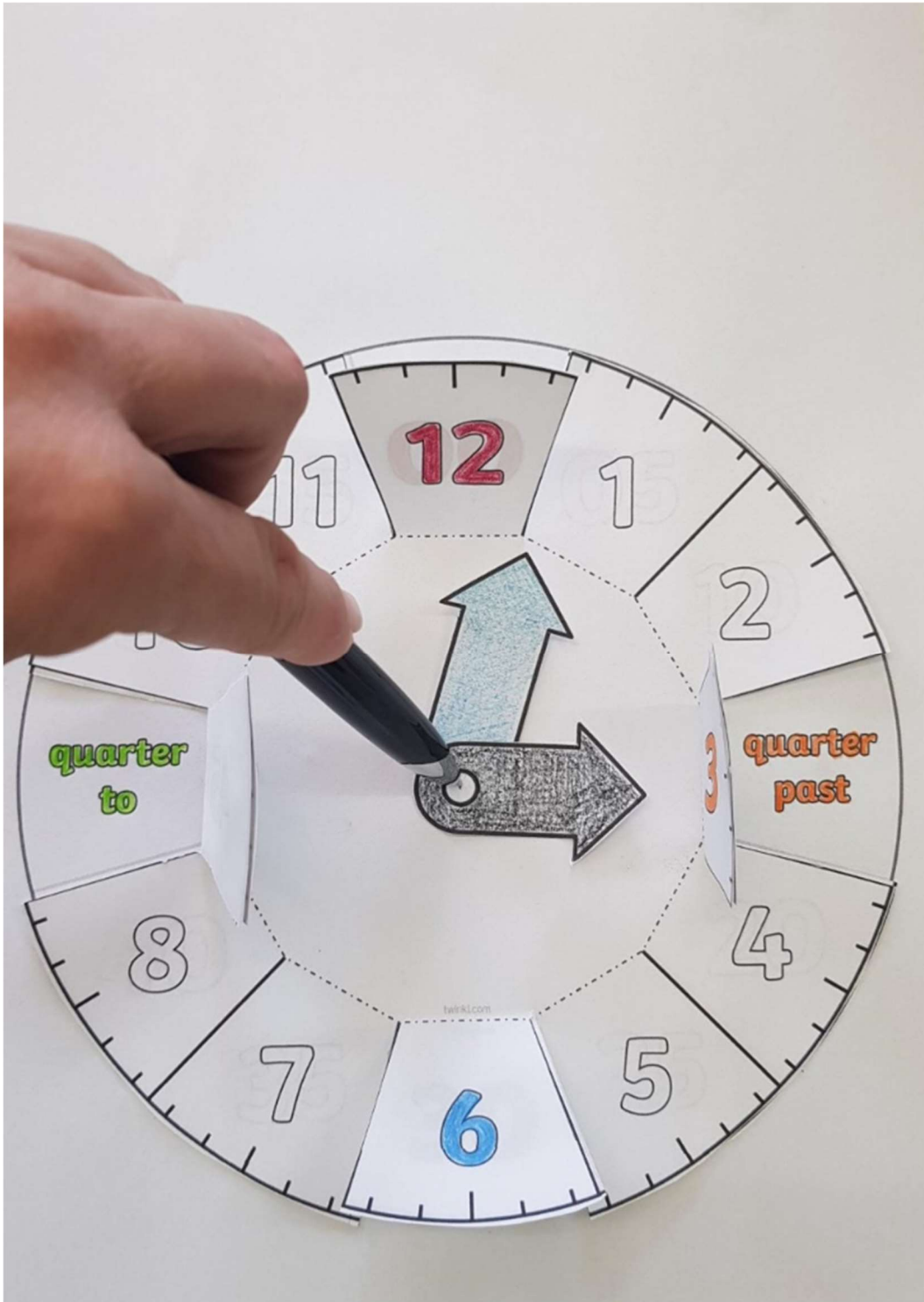
What do you notice about the small hand?  
It is halfway between 3 and 4.  
What time is this clock showing?  
Half past three.

Look at this time.  
The big hand is pointing at 3, which is the first quarter.  
Where is the small hand pointing? Is it on the number?  
It's actually a quarter of the way between 1 and 2.

What time is this clock showing?

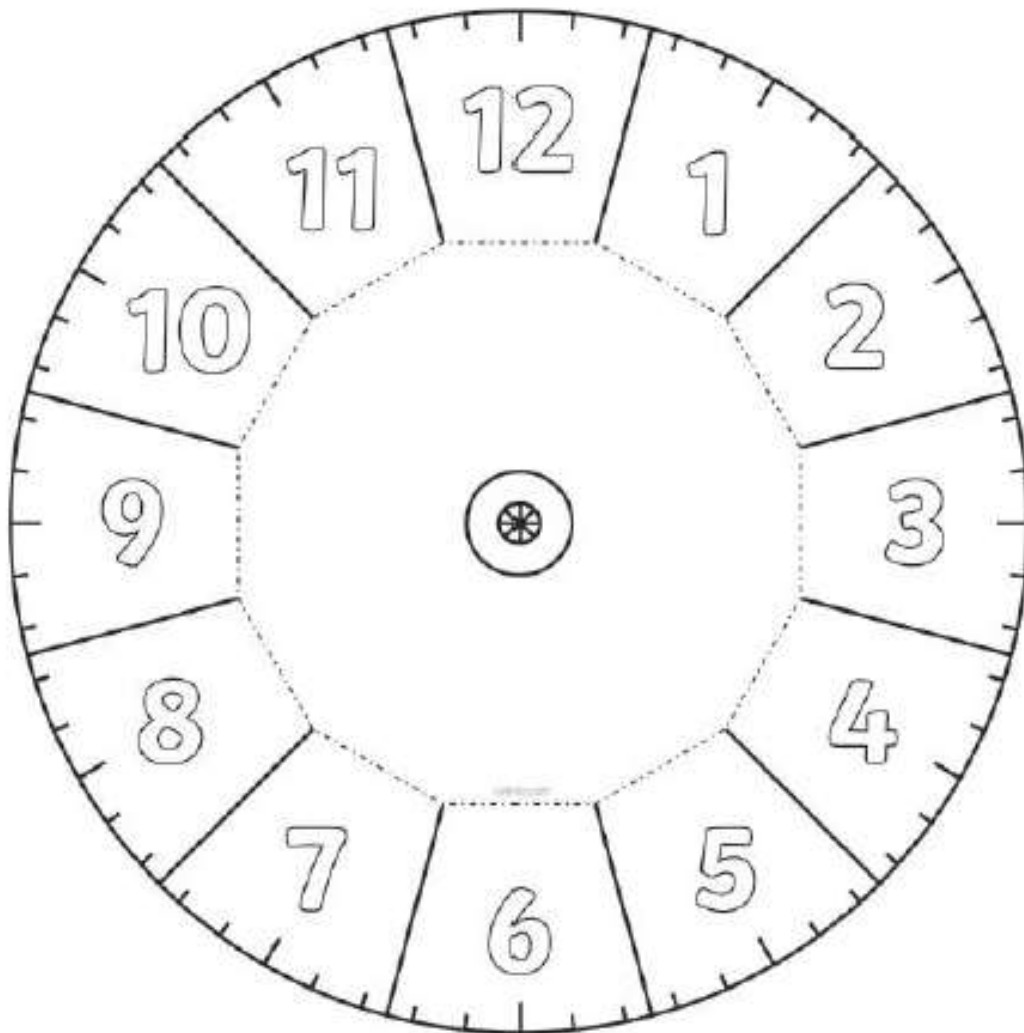
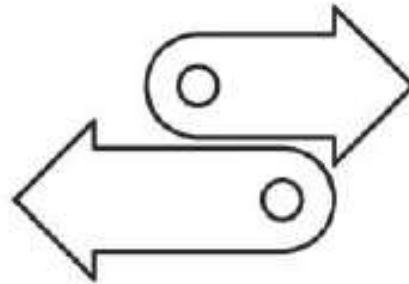
Where is the **big hand** pointing?  
9.

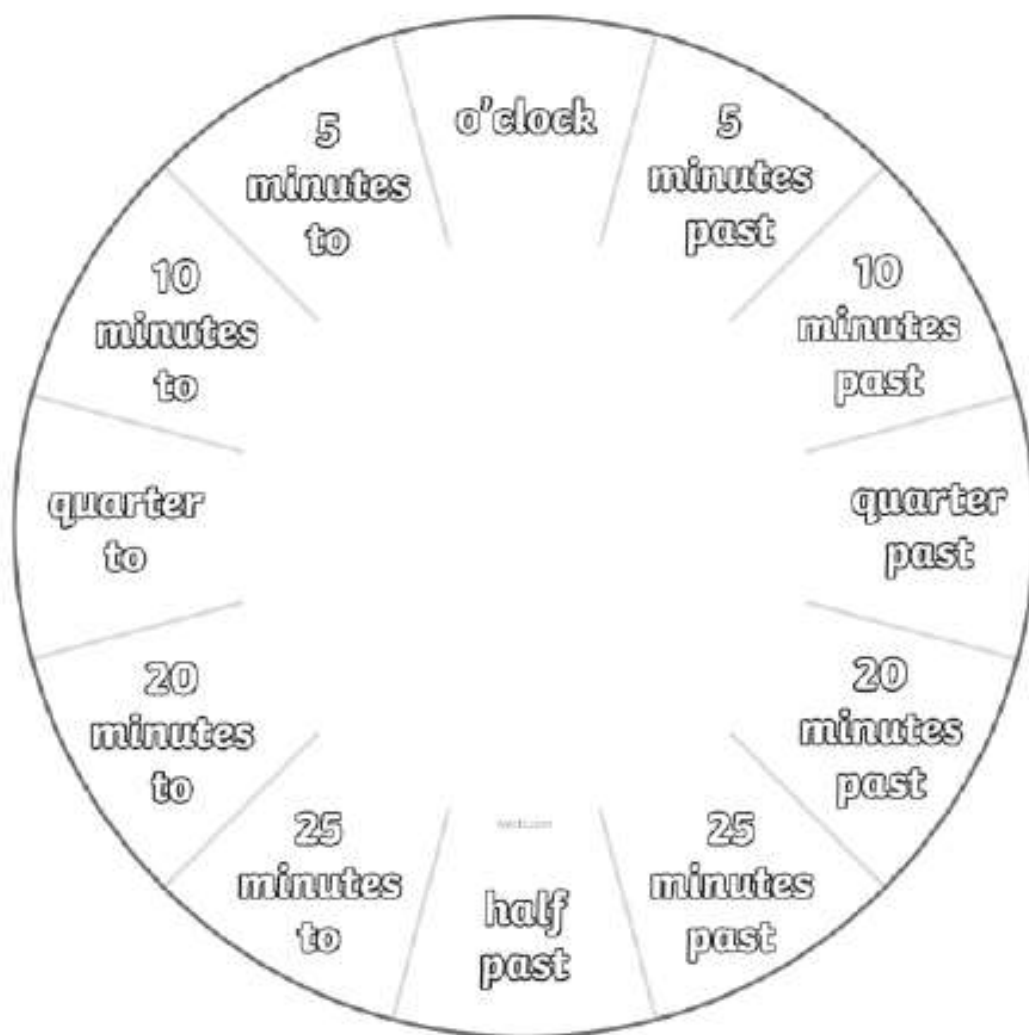
Where is the **little hand** pointing?  
Three quarters of the way between 11 and 12.



#### Interactive clock instructions

1. Cut out the clock face and hands on page 1.
2. Colour the 12 red, the 3 orange, the 6 blue and the 9 green.
3. Cut on the solid lines around the coloured numbers only so they can fold up using the dotted lines.
4. Glue the clock face to the base page leaving the coloured numbers unstuck.
5. Use a pencil to hold the hands in place as you rotate the hands around the clock.







# Toys from the Past!

Spinning top



Teddy bear



Building blocks



Rag doll



Marbles



Punch and Judy



Rocking horse



Pogo stick



Jacks



# What Are the Differences?

Old and new toys have lots of differences. Can you think of any?

What are  
they made  
from?

How are they  
made?

How do they  
move?



## Your Job:

1. Draw and label 3 of your favourite toys.
2. Write down 5 differences between your toys and toys of the past.