

Wednesday








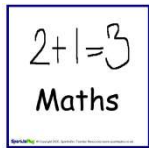


Today we are learning





English – Comprehending procedures.

Maths – Comparing coins.








The materials I will need are

- Worksheets
- Lead Pencil

Zones Check In 	How are you feeling this morning? Which zone are you in? If you are not in green zone how can you get to green zone?
	9-10am Complete the How to wash a dog activity (attached). 
Stop and enjoy a fruit break – think about all the things you love to do at home	
	10 – 10:30am Reading Eggs – 20 minutes 
	10:30 – 11am Spelling – Complete the spelling task for the day (in attachments). 
Stop and have something to eat and go outside and enjoy the fresh air.	
	12 – 1:30pm Maths Warm Up Ladders Number Fact Fluency Using the fact sheet given set a timer for four minutes and do as many of the number facts as you can. Did you beat yesterdays? Movement Break Go noodle - https://app.gonoodle.com/  Maths Lesson – Money Complete the attached worksheets on comparing money Take a picture for your teacher. 
Stop and have some lunch. Play outside for 30 minutes	

 <p>Hass</p>	<p>2-3pm HASS</p> <p>Ring an older family or friend and ask them to tell you about jobs they had growing up and what technology they had to help them. Write down 3 facts you learnt and send them to your teacher.</p> 
<p>Check In</p> 	<p>Fill in your check in sheet for Wednesday. Take a photo for your teacher.</p> 

Daily Check in

	Wednesday
What zone are you in?	   
How did I work today?	<div>  <p>I can do better</p> </div> <div>  <p>I did ok</p> </div> <div>  <p>I did a great job</p> </div>
One thing I can do better. Eg. I can be faster in my fast facts.	
One thing I am proud of. Eg. I finished all my work	

How to Wash Your Dog

Equipment

A large basin or sink
Dog shampoo
A small bucket
A large towel
A dog brush
A dog treat
Water



Method

1. Gently take off your dog's collar and place it somewhere safe where it will not get lost.
2. Fill up a large basin or sink with warm water. Make sure the water will not overflow when you put in your dog.
3. Carefully place your dog into the water. Calmly talk to your dog so it does not feel scared about getting wet.
4. Scoop some water into the small bucket and carefully pour it over your dog. Your dog should be completely wet.
5. Squeeze some dog shampoo into the palm of your hand. Gently massage the shampoo all over your dog. Do not put any shampoo into your dog's eyes.
6. Use the small bucket to rinse all of the shampoo off your dog. Do not leave any shampoo on your dog, as it may make your dog itchy.
7. Slowly pick up your dog and wrap it in a towel. Dry your dog as much as you can with the towel.
8. When your dog is dry, carefully brush your dog's hair until it is soft and fluffy.
9. Give your dog a dog treat as a reward for having a bath.

Name _____

Date _____

Understanding Sequence

Sequence is the order in which things happen in a text.

1. Number these steps from the procedure from 1 to 9.

When your dog is dry, carefully brush your dog's hair until it is soft and fluffy.	
Give your dog a dog treat as a reward for having a bath.	
Gently take off your dog's collar and place it somewhere safe where it will not get lost.	
Carefully place your dog into the water. Calmly talk to your dog so it does not feel scared about getting wet.	
Fill up a large basin or sink with warm water. Make sure the water will not overflow when you put in your dog.	
Use the small bucket to rinse all of the shampoo off your dog. Do not leave any shampoo, as it may make your dog itchy.	
Slowly pick up your dog and wrap it in a towel. Dry your dog as much as you can with the towel.	
Scoop some water into the small bucket and carefully pour it over your dog. Your dog should be completely wet.	
Squeeze some dog shampoo into your hand. Gently massage the shampoo all over your dog. Do not put any in your dog's eyes.	

Name _____

Date _____

2. To wash your dog, which of these things should you do first?

Underline the correct answer in each example.

- a) Place your dog into the water **or** brush your dog's hair?
- b) Fill up a large basin with water **or** take off your dog's collar?
- c) Massage shampoo over your dog **or** give your dog a treat?

3. Write down another step that you might do at the beginning of this procedure, before you take off your dog's collar.

4. Write down another step that you might do at the end of this procedure, after you give your dog a treat.

5. Draw a diagram to illustrate these steps of the procedure.

<p>Fill up a large basin with warm water</p>	<p>Massage shampoo all over your dog</p>	<p>Brush your dog's hair until soft</p>
--------------------------------------------------	----------------------------------------------	---------------------------------------------



Spelling Week 2 - Wednesday

Weekly Focus:



Long vowel patterns

ā — 'ei', 'a_e'; ē — 'ie', 'ea'; ī — 'igh', 'i_e'

Long vowel patterns are patterns of vowels that make the long vowel sound. The long vowel sounds are: /a/, /e/, /i/, /o/ and /u/ — or the names of the letters. There are a number of vowel patterns that make the long vowel sounds. The long vowels are indicated by using a small straight line above the letter, for example: ā, ē, ī, ō, ū.

Activity 1:

Write out your words on the weekly spelling handwriting sheet for "Wednesday."

<u>WEEK 2</u>	<u>Tuesday</u>	<u>Wednesday</u>	<u>Thursday</u>	<u>Friday</u>
 veil		★		
 eight				
 brave				
 field				
 brief				
 dream				
 high				
 night				
 glide				
 shine				

Activity 2:



Tell a Story

Write a story using all of your spelling words.
Make sure you underline your spelling words.

$6 + 6 =$	$8 - 6 =$	$9 - 3 =$	$13 - 4 =$	$4 - 1 =$
$14 + 5 =$	$2 + 17 =$	$7 - 4 =$	$4 + 9 =$	$4 - 2 =$
$9 - 7 =$	$3 + 9 =$	$15 - 1 =$	$20 - 10 =$	$10 - 5 =$
$2 + 11 =$	$3 + 1 =$	$14 - 7 =$	$17 + 2 =$	$2 + 3 =$
$2 + 15 =$	$3 - 2 =$	$9 + 3 =$	$6 + 4 =$	$15 - 6 =$
$7 - 3 =$	$11 + 5 =$	$8 - 5 =$	$7 + 8 =$	$4 + 6 =$
$10 + 10 =$	$18 - 4 =$	$3 + 4 =$	$20 - 19 =$	$4 + 9 =$
$8 - 2 =$	$10 + 0 =$	$8 + 8 =$	$14 + 2 =$	$7 - 2 =$
$11 + 1 =$	$13 - 5 =$	$17 - 2 =$	$9 - 4 =$	$19 + 1 =$
$14 - 1 =$	$12 - 9 =$	$3 + 7 =$	$5 + 5 =$	$15 - 9 =$

Correct answers:

Time:

How Much Money is in the Jar?





15c



60c



75c



25c



80c



30c