

Thursday








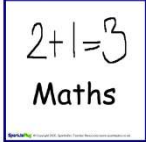



Today we are learning




English – Writing a procedure

Maths – Comparing values of notes





The materials I will need are

- Worksheets
- A4 writing book
- Lead Pencil

Zones Check In 	How are you feeling this morning? Which zone are you in? If you are not in green zone, how can you get to green zone?
	9-10am English <ol style="list-style-type: none"> 1. Complete the How to make your bed procedure. 2. Re-write it neatly in your book.  
Stop and enjoy a fruit break outside - do 10 star jumps	
	10 – 10:30am Independent Reading Read for 20 minutes to yourself, tell someone about the story you read. Fill in your reading log (attached).
	10:30 – 11am Spelling – Complete the spelling task for the day (in attachments). 
Stop and have something to eat and go outside and enjoy the fresh air.	
	12 – 1:30pm Maths Warm Up Ladders  Number Fact Fluency Using the fact sheet given set a timer for four minutes and do as many of the number facts as you can. Did you beat yesterday's? Movement Break Go noodle - https://app.gonoodle.com/  Maths Lesson – Money Complete the attached worksheet on money. Take a picture for your teacher. 
Stop and have some lunch. Play outside for 30 minutes	


	<p>2-3pm Dance Have a go at the moves on the attached Dance grid and make your own fun dance!</p>
<p>Check In</p> 	<p>Fill in your check in sheet for Thursday. Take a photo for your teacher.</p> 

Daily Check in

	Thursday
What zone are you in?	
How did I work today?	<div>  <p><i>I can do better</i></p> </div> <div>  <p><i>I did ok</i></p> </div> <div>  <p><i>I did a great job</i></p> </div>
<p><i>One thing I can do better.</i> <i>Eg. I can be faster in my fast facts.</i></p>	
<p><i>One thing I am proud of.</i> <i>Eg. I finished all my work</i></p>	

Procedure Activity

1. Create a title for this procedure.
-



2. Order these steps in the correct order.

	Put the pillow on your bed
	Pull the cover ups
	Cover the mattress with a sheet
	Tuck the sides of the sheet under the mattress



3. Re write this procedure in your writing book.

* Make sure you Include the title as well.

Spelling Week 2 - Thursday

Weekly Focus:







Long vowel patterns

ā — 'ei', 'a_e'; ē — 'ie', 'ea'; ī — 'igh', 'i_e'

Long vowel patterns are patterns of vowels that make the long vowel sound. The long vowel sounds are: /a/, /e/, /i/, /o/ and /u/ — or the names of the letters. There are a number of vowel patterns that make the long vowel sounds. The long vowels are indicated by using a small straight line above the letter, for example: ā, ē, ī, ō, ū.

Activity 1:

Write out your words on the weekly spelling handwriting sheet for "Thursday."

WEEK 2	Tuesday	Wednesday	Thursday	Friday
 veil			★	
 eight				
 brave				
 field				
 brief				
 dream				
 high				
 night				
 glide				
 shine				

Activity 2:

Your words:

veil, eight, brave, field, brief, dream,
high, night, glide, shine

1. Fill in the missing vowel sound.

v _ _ l	dr _ _ m
_ _ ght	h _ _ _
br _ v _	n _ _ _ t
f _ _ ld	gl _ d _
br _ _ f	sh _ n _

2. Using a coloured pencil, shade the letters that make the long vowel sound. Eg. veil

$6 + 6 =$	$8 - 6 =$	$9 - 3 =$	$13 - 4 =$	$4 - 1 =$
$14 + 5 =$	$2 + 17 =$	$7 - 4 =$	$4 + 9 =$	$4 - 2 =$
$9 - 7 =$	$3 + 9 =$	$15 - 1 =$	$20 - 10 =$	$10 - 5 =$
$2 + 11 =$	$3 + 1 =$	$14 - 7 =$	$17 + 2 =$	$2 + 3 =$
$2 + 15 =$	$3 - 2 =$	$9 + 3 =$	$6 + 4 =$	$15 - 6 =$
$7 - 3 =$	$11 + 5 =$	$8 - 5 =$	$7 + 8 =$	$4 + 6 =$
$10 + 10 =$	$18 - 4 =$	$3 + 4 =$	$20 - 19 =$	$4 + 9 =$
$8 - 2 =$	$10 + 0 =$	$8 + 8 =$	$14 + 2 =$	$7 - 2 =$
$11 + 1 =$	$13 - 5 =$	$17 - 2 =$	$9 - 4 =$	$19 + 1 =$
$14 - 1 =$	$12 - 9 =$	$3 + 7 =$	$5 + 5 =$	$15 - 9 =$

Correct answers:

Time:

Name: _____

Comparing Coins

*I can compare the value of
Australian coins.*

Colour the coin showing the LEAST value.



Name: _____

Comparing Notes

I can compare the value of
Australian notes.

Colour the coin showing the **GREATEST** value.



Dance Grid

Practise these popular dance moves and create your own dance using at least 4 or more of these moves to your favourite funky song

1 Orange Justice 	4 Hype 	7 The Sprinkler 	10 Floss 
2 Infinite Dab 	5 Best Mates 	8 Tidy 	11 Dance Moves 
3 Ride the Pony 	6 No Bones 	9 The Cabbage Patch 	12 Swag Surf 