

# Wednesday

Today we are learning






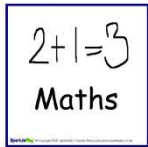



**English** – What is an adjective?





**Maths** – Ordering coins and notes.

The materials I will need are








- Worksheets
- Scissors
- Glue
- Lead Pencil

When you see a picture of a camera  take a picture to send to your teacher.

<b>Zones Check In</b> 	<b>How are you feeling this morning? Which zone are you in? If you are not in green zone how can you get to green zone?</b>
	<b>9-10am</b> Adjective worksheet.  <b>Activity</b> Find your list of nouns from yesterday. Add an adjective to describe each of these nouns.  Choose one from the list and write a sentence with it.
<b>Stop and enjoy a fruit break tell someone three fruits that you enjoy eating.</b>	
	<b>10 – 10:30am</b> Reading Eggs – 20 minutes 
	<b>10:30 – 11am</b> <b>Spelling</b> – Complete the spelling task for the day (in attachments).
<b>Stop and have something to eat and go outside and enjoy the fresh air.</b>	
	<b>12 – 1:30pm</b> <b>Maths Warm Up</b> Tens are it.    <b>Number Fact Fluency</b> Using the fact sheet given set a timer for four minutes and do as many of the number facts as you can. Did you beat yesterdays?  <b>Movement Break</b> Go noodle - <a href="https://app.gonoodle.com/">https://app.gonoodle.com/</a>    <b>Maths Lesson – Money</b> Complete the attached worksheet on money.  Take a picture for your teacher. 

Stop and have some lunch. Play outside for 30 minutes	
	<b>2-3pm</b> <b>Science</b> Look at the posters on the forces of push and pull. Can you find some toys around your house that push and toys that pull? Group them into pull and take a photo. Group them into push and take a photo. 
<b>Check In</b> 	<b>Fill in your check in sheet for Wednesday.</b> <b>Take a photo for your teacher.</b> 

### Daily Check in

	Wednesday
What zone are you in?	   
How did I work today?	<div>  <p>I can do better</p> </div> <div>  <p>I did ok</p> </div> <div>  <p>I did a great job</p> </div>
One thing I can do better. Eg. I can be faster in my fast facts.	
One thing I am proud of. Eg. I finished all my work	

# Adjectives



An adjective is a word that describes a noun, or a pronoun.

The **pretty** girl played with the **small** cat.

pretty

small

big

# Adjectives

*Adjectives are describing words.*

Choose an adjective for each sentence.

enormous

quiet

spikey

purple

round

Bob pulled up an \_\_\_\_\_ carrot from the ground.

My hedgehog's skin covering is very \_\_\_\_\_.

My sculpture keeps rolling because it is \_\_\_\_\_.

Mum bought me a new \_\_\_\_\_ skirt.

When everyone's asleep, the house is \_\_\_\_\_.

Colour in the pictures. Use adjectives to describe the pictures.



How could you describe this girl?

---

---



How could you describe this strawberry?

---

---

# Spelling Week 1 - Wednesday

## Weekly Focus:

Long vowel patterns

ī — 'y' and 'i\_e'










ō — 'oa' and 'o\_e'

**Long vowel patterns** are patterns of vowels that make the long vowel sound. The long vowel sounds are: /a/, /e/, /i/, /o/ and /u/ — or the names of the letters. There are a number of vowel patterns that make the long vowel sounds. The long vowels are indicated by using a small straight line above the letter, for example: ā, ē, ī, ō,

## Activity 1:

Write out your words on the weekly spelling handwriting sheet for "Wednesday."

## Activity 2:

WEEK 1	Tuesday	Wednesday	Thursday	Friday
 why				
 sky				
 try				
 wipe				
 time				
 goat				
 toast				
 globe				
 those				
 drove				

### Activity 3

## Silly Sentences

Write silly sentences with a spelling word in each sentence. Underline your spelling words.

**Example:**

My cat wears a yellow hat when she goes dancing.

cat wears a yellow  
at when she goes  
cing. My cat wears  
yellow hat when  
goes dancing. M  
t wears a yellow  
at when she goes  
cing. My cat wears  
yellow hat when  
goes dancing. M  
t wears a yellow  
at when she goes  
cing. My cat wears  
yellow hat when  
goes dancing. M  
t wears a yellow

$6 + 6 =$	$8 - 6 =$	$9 - 3 =$	$13 - 4 =$	$4 - 1 =$
$14 + 5 =$	$2 + 17 =$	$7 - 4 =$	$4 + 9 =$	$4 - 2 =$
$9 - 7 =$	$3 + 9 =$	$15 - 1 =$	$20 - 10 =$	$10 - 5 =$
$2 + 11 =$	$3 + 1 =$	$14 - 7 =$	$17 + 2 =$	$2 + 3 =$
$2 + 15 =$	$3 - 2 =$	$9 + 3 =$	$6 + 4 =$	$15 - 6 =$
$7 - 3 =$	$11 + 5 =$	$8 - 5 =$	$7 + 8 =$	$4 + 6 =$
$10 + 10 =$	$18 - 4 =$	$3 + 4 =$	$20 - 19 =$	$4 + 9 =$
$8 - 2 =$	$10 + 0 =$	$8 + 8 =$	$14 + 2 =$	$7 - 2 =$
$11 + 1 =$	$13 - 5 =$	$17 - 2 =$	$9 - 4 =$	$19 + 1 =$
$14 - 1 =$	$12 - 9 =$	$3 + 7 =$	$5 + 5 =$	$15 - 9 =$

Correct answers:

Time:



# Ordering Coins and Notes

Cut and paste the coins and notes below and arrange them from smallest value to largest value in the boxes.

--	--	--	--	--	--	--	--	--	--	--

Smallest value

Largest value



visit [twinkl.com](https://www.twinkl.com)





# PULL FORCES

A pull is a force moving something towards you.



# PUSH FORCES

A push is a force moving something away from you.

