

Thursday

Today we are learning





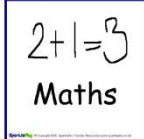



English – What is a noun group?





Maths – Identifying coins.

The materials I will need are








- Worksheets
- Scissors
- Glue
- Lead Pencil

When you see a picture of a camera  take a picture to send to your teacher.


Zones Check In 	How are you feeling this morning? Which zone are you in? If you are not in green zone, how can you get to green zone?
	9-10am Noun group worksheet Activity Use a noun group you created yesterday with the alphabet and create two sentences.
Stop and enjoy a fruit break outside, count how many birds you can see	
	10 – 10:30am Independent Reading Read for 20 minutes to yourself, tell someone about the story you read. Fill in your reading log (attached)
	10:30 – 11am Spelling – Complete the spelling task for the day (in attachments)
Stop and have something to eat and go outside and enjoy the fresh air.	
	12 – 1:30pm Maths Warm Up Tens are it  Number Fact Fluency Using the fact sheet given set a timer for four minutes and do as many of the number facts as you can. Did you beat yesterdays? Movement Break Go noodle - https://app.gonoodle.com/  Maths Lesson – Money Complete the attached worksheet on money. Take a picture for your teacher. 

Stop and have some lunch. Play outside for 30 minutes	
	<p>2-3pm Art Go to art hub https://www.bing.com/videos/search?q=videos+of+art+hub+for+kids+free&qpv=videos+of+art+hub+for+kids+free&FORM=VDRE Choose a video to follow to draw. Take a picture and send it to your teacher.</p> 
<p>Check In</p> 	<p>Fill in your check in sheet for Thursday. Take a photo for your teacher.</p> 

Daily Check in

	Thursday
What zone are you in?	   
How did I work today?	<div>  <p>I can do better</p> </div> <div>  <p>I did ok</p> </div> <div>  <p>I did a great job</p> </div>
One thing I can do better. Eg. I can be faster in my fast facts.	
One thing I am proud of. Eg. I finished all my work	

Noun Groups



Noun groups are a group of words built around a noun.

A noun group includes a noun and some extra information.

Adjectives are used in noun groups to describe the noun.

The boy had a **juicy, red apple**.

Noun Groups

Noun groups are a group of words built around a noun.

A noun group includes a noun and some extra information.

Adjectives are often used in noun groups to describe the noun.

Create some noun groups by adding two adjectives to each of the following nouns. An example has been done for you.

Example: The bright and speedy car

Noun: car

Adjectives: bright, speedy

The _____ and _____ fish

A _____ and _____ spider

My _____ and _____ sister

His _____ and _____ teacher

The _____ and _____ cave

My _____ and _____ house

The _____ and _____ robot

Her _____ and _____ raincoat

Our _____ and _____ friendship

Spelling Week 1 - Thursday

Weekly Focus:

Long vowel patterns

ī — 'y' and 'i_e'









ō — 'oa' and 'o_e'

Long vowel patterns are patterns of vowels that make the long vowel sound. The long vowel sounds are: /a/, /e/, /i/, /o/ and /u/ — or the names of the letters. There are a number of vowel patterns that make the long vowel sounds. The long vowels are indicated by using a small straight line above the letter, for example: ā, ē, ī, ō,

Activity 1:

Write out your words on the weekly spelling handwriting sheet for "Thursday."

Activity 2:

WEEK 1	Tuesday	Wednesday	Thursday	Friday
 why			★	
 sky				
 try				
 wipe				
 time				
 goat				
 toast				
 globe				
 those				
 drove				

Your

words:

why, sky, try, wipe, time, goat, toast, globe,
those, drove

1. Fill in the missing vowel sound.

wh_	g_ _ t
sk_	t_ _ st
tr_	gl_ b_

w _ p _	th _ s _
t _ m _	dr _ v _

2. Using a coloured pencil, shade the letters that make the long vowel sound. Eg. why

$6 + 6 =$	$8 - 6 =$	$9 - 3 =$	$13 - 4 =$	$4 - 1 =$
$14 + 5 =$	$2 + 17 =$	$7 - 4 =$	$4 + 9 =$	$4 - 2 =$
$9 - 7 =$	$3 + 9 =$	$15 - 1 =$	$20 - 10 =$	$10 - 5 =$
$2 + 11 =$	$3 + 1 =$	$14 - 7 =$	$17 + 2 =$	$2 + 3 =$
$2 + 15 =$	$3 - 2 =$	$9 + 3 =$	$6 + 4 =$	$15 - 6 =$
$7 - 3 =$	$11 + 5 =$	$8 - 5 =$	$7 + 8 =$	$4 + 6 =$
$10 + 10 =$	$18 - 4 =$	$3 + 4 =$	$20 - 19 =$	$4 + 9 =$
$8 - 2 =$	$10 + 0 =$	$8 + 8 =$	$14 + 2 =$	$7 - 2 =$
$11 + 1 =$	$13 - 5 =$	$17 - 2 =$	$9 - 4 =$	$19 + 1 =$
$14 - 1 =$	$12 - 9 =$	$3 + 7 =$	$5 + 5 =$	$15 - 9 =$

Correct answers:

Time:

Money - Coins

Draw a line to match the image to the coin and its value



50 cents



1 dollar



2 dollar



10 cents



5 cents



20 cents

