

Friday

Today we are learning






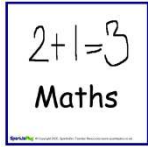
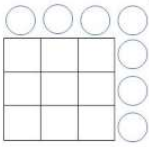


English – Revision




Maths – Ordering coins and notes.

The materials I will need are





- Worksheets
- Scissors
- Glue
- Lead Pencil

When you see a picture of a camera  take a picture to send to your teacher.

<p>Zones Check In</p> 	<p>How are you feeling this morning? Which zone are you in? If you are not in green zone how can you get to green zone?</p>
	<p>9-10am</p> <p>Underline the verbs green, nouns red and adjectives blue in the sentences attached.</p>
<p>Stop and enjoy a fruit break outside, count how many birds you can see</p>	
	<p>10 – 10:30am</p> <p>Reading Eggs – 20 minutes</p> 
	<p>10:30 – 11am</p> <p>Spelling – Complete the spelling task for the day (in attachments)</p>
<p>Stop and have something to eat and go outside and enjoy the fresh air.</p>	
	<p>12 – 1:30pm</p> <p>Maths Warm Up Tens are it</p>  <p>Number Fact Fluency Using the fact sheet given set a timer for four minutes and do as many of the number facts as you can. Did you beat yesterdays?</p> <p>Movement Break Go noodle - https://app.gonoodle.com/</p>  <p>Maths Lesson – Money</p> <p>Complete the attached worksheet on money.</p> <p>Take a picture for your teacher.</p> 

Stop and have some lunch. Play outside for 30 minutes	
 <p>Reward Time</p>	<p>2-3pm Free time</p> <p>Find a fun activity to do. One of our ideas is the 30 day lego challenge.</p>
<p>Check In</p> 	<p>Fill in your check in sheet for Friday. Take a photo for your teacher.</p> 

Daily Check in

	<i>Friday</i>
<i>What zone are you in?</i>	
<i>How did I work today?</i>	<div style="text-align: center;">  <p><i>I can do better</i></p> </div> <div style="text-align: center; margin-top: 20px;">  <p><i>I did ok</i></p> </div> <div style="text-align: center; margin-top: 20px;">  <p><i>I did a great job</i></p> </div>
<i>One thing I can do better. Eg. I can be faster in my fast facts.</i>	
<i>One thing I am proud of. Eg. I finished all my work</i>	

Nouns

A noun is the name of a person, place, thing, idea or event.

Jenny and Jack live on a farm in Texas.

cat Texas Jack

Verbs

A verb is an action word!

Watch me run and kick the ball!

watch kick run

Adjectives

An adjective is a word that describes a noun, or a pronoun.

The pretty girl played with the small cat.

pretty small big

Parsing- Nouns, Verbs and Adjectives

Colour the nouns pink, the verbs green and the adjectives blue.

1. The stripy tiger purred softly in the long grass.
2. The busy supermarket opened early on Sunday.
3. The school bus stops here each afternoon.
4. A red juicy apple fell from the tree.
5. The quick brown fox jumps over the lazy dog.
6. My coloured pencils rolled off the kitchen table

Spelling Week 1 - Friday

Weekly Focus:

Long vowel patterns

i – 'y' and 'i_e'









o – 'oa' and 'o_e'

Long vowel patterns are patterns of vowels that make the long vowel sound. The long vowel sounds are: /a/, /e/, /i/, /o/ and /u/ – or the names of the letters. There are a number of vowel patterns that make the long vowel sounds. The long vowels are indicated by using a small straight line above the letter, for example: a, e, i, o,

Activity 1:

Write out your words on the weekly spelling handwriting sheet for "Friday."

Activity 2:

<u>WEEK 1</u>	<u>Tuesday</u>	<u>Wednesday</u>	<u>Thursday</u>	<u>Friday</u>
 why				★
 sky				
 try				
 wipe				
 time				
 goat				
 toast				
 globe				
 those				
 drove				

Rainbow Words

First, write your spelling words in pencil.
Trace over the words 5 times using a different
coloured crayon each time.



[twinkl.co.uk](https://www.twinkl.co.uk)

OR

Foam Letters

Write your spelling words in cream or foam.



[twinkl.co.uk](https://www.twinkl.co.uk)

$6 + 6 =$	$8 - 6 =$	$9 - 3 =$	$13 - 4 =$	$4 - 1 =$
$14 + 5 =$	$2 + 17 =$	$7 - 4 =$	$4 + 9 =$	$4 - 2 =$
$9 - 7 =$	$3 + 9 =$	$15 - 1 =$	$20 - 10 =$	$10 - 5 =$
$2 + 11 =$	$3 + 1 =$	$14 - 7 =$	$17 + 2 =$	$2 + 3 =$
$2 + 15 =$	$3 - 2 =$	$9 + 3 =$	$6 + 4 =$	$15 - 6 =$
$7 - 3 =$	$11 + 5 =$	$8 - 5 =$	$7 + 8 =$	$4 + 6 =$
$10 + 10 =$	$18 - 4 =$	$3 + 4 =$	$20 - 19 =$	$4 + 9 =$
$8 - 2 =$	$10 + 0 =$	$8 + 8 =$	$14 + 2 =$	$7 - 2 =$
$11 + 1 =$	$13 - 5 =$	$17 - 2 =$	$9 - 4 =$	$19 + 1 =$
$14 - 1 =$	$12 - 9 =$	$3 + 7 =$	$5 + 5 =$	$15 - 9 =$

Correct answers:

Time:

Australian coins

Coin	Colour gold / silver	Shape round / 12 sided dodecagon	Images heads / tails	Words and numbers
