






Daily Schedule: Wednesday 29th April

Today we are learning:




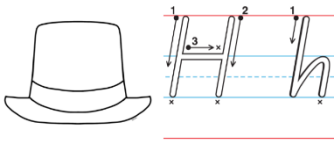






English: Using adjectives in a sentence. **Maths:** Location.



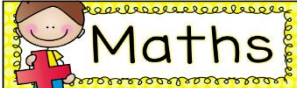
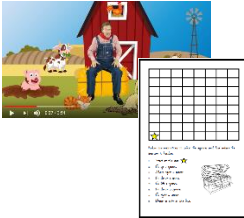



When you see a picture of a camera  take a photo of your work and email it to your teacher.

I will need:




*If you do not have a hard copy of this text at home it is available to be purchased online or alternately, there are free copies available online. When searching for anything online make sure that you follow cyber safety rules and get your parents' permission to go online.

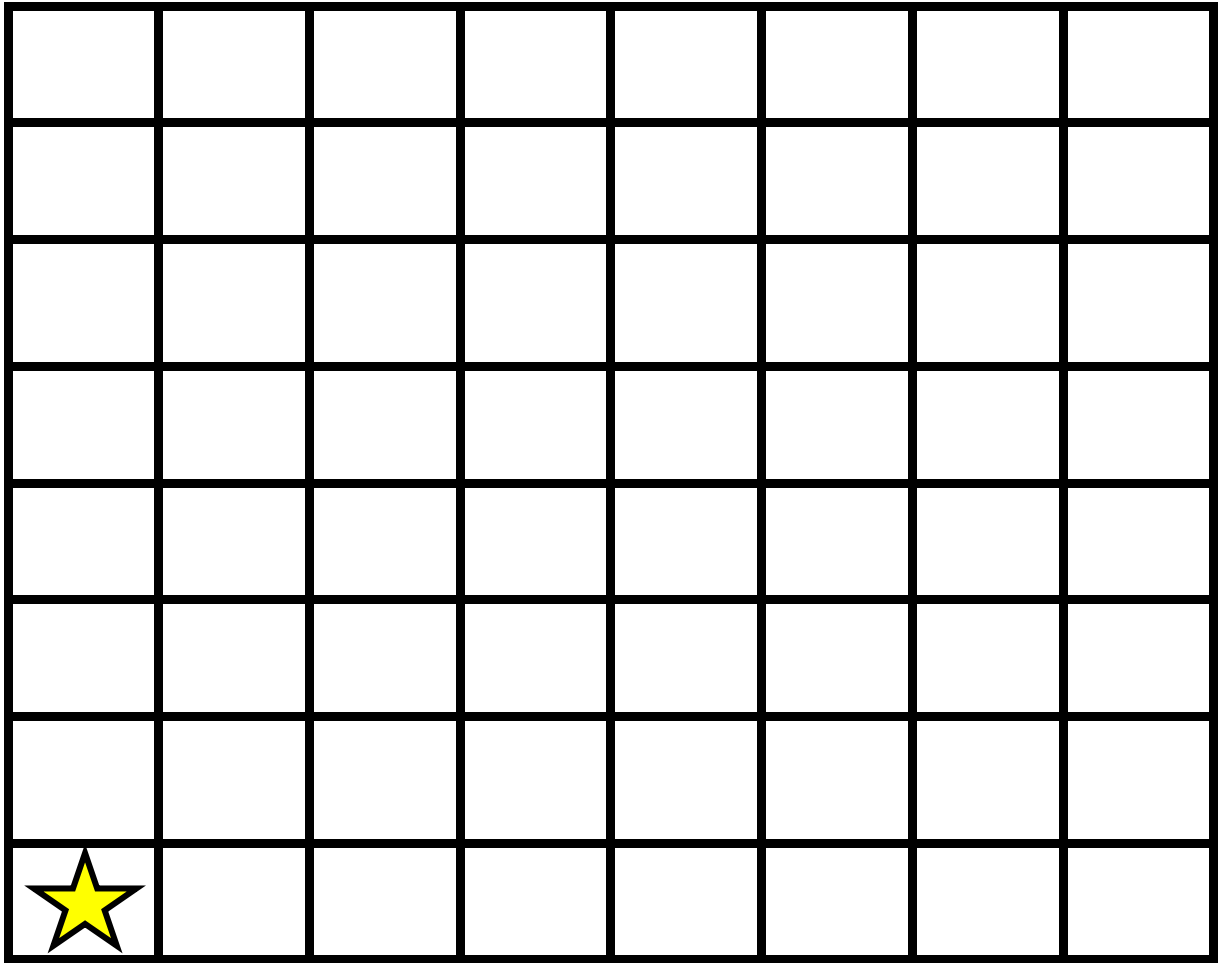
Activity/Time	Activity Details
Spelling 9:00am – 9:30am 	Spelling Focus: Common long vowel patterns <i>ā (ai, ay), ē (e, ea, ee) and ī (y)</i> Re-watch attached spelling video.  Students write their spelling words out using rainbow writing e.g. <i>rain</i>
Handwriting 9:30am – 9:50am 	Handwriting Focus: Lowercase and Uppercase Hh Using red and blue lines (student workbook or attached document), students practice writing out a lowercase and uppercase Hh. Minimum 2 lines of lowercase “h” and 2 lines of uppercase “H”, with 5 letters per line. See picture for letter formation and attached handwriting lines for cat stamp (head, body and tail letter). 
Fruit Break 9:50am – 10:10am 	Enjoy a healthy snack and have a movement break Example movement breaks... ‘Just Dance Kids’ or ‘Go Noodle’.
English 10:10am – 11:00am  	Weekly Text: <i>Giraffes Can't Dance</i> Listen to a reading of the weekly text ‘Giraffes Can't Dance’ by Giles Andrede and Guy Parker-Rees.  Using the attached activity sheet, students write two or more sentences to describe what Gerald looks like at the end of the story (see attached example). Once done, students may colour in the picture of Gerald. 
Morning Tea 11:00am – 12:00pm 	Enjoy a movement break and some food

<p>Reading 12:00pm – 12:30pm</p> 	<p>Reading Eggs/Home Readers: Sign in and use the app for approximately 30 minutes. https://readingeggs.com.au/</p> 
<p>Maths 12:30pm – 1:30pm</p> 	<p>Maths: Location Listen to 'All Around the Farm – Jack Hartmann'. Complete the attached activity sheet to follow directions and find where the treasure is buried.</p> 
<p>Lunch 1:30pm – 2:00pm</p> 	<p>Enjoy a movement break and some food</p>
<p>Science 2:00pm – 2:45pm</p> 	<p>Science Focus: Changes to Materials – Exploration Time Students explore different materials (aluminium foil, paper, wood, fabric and playdough) and the changes that can be made to them e.g. bending, twisting, cutting, stretching, or breaking. Allow time for students to bend, twist, cut, stretch and break each material. Once finished exploring, students are to discuss with an adult the changes they noticed.</p>
<p>ZOR Check In 2:45pm – 3:00pm</p> 	<p>Zones of Regulation Check In Students complete the attached Zones of Regulation check in worksheet for Wednesday.</p>



Gerald the Giraffe





Follow the instructions to colour the squares and find where the treasure is hidden.

1. Start at the star 
2. Go up 3 spaces.
3. Move right 5 spaces.
4. Go down 1 space.
5. Go left 2 spaces.
6. Go down 2 spaces.
7. Go right 4 spaces.
8. Draw a coin in the box.

