







# Daily Schedule: Tuesday 21<sup>st</sup> April

## Today we are learning:




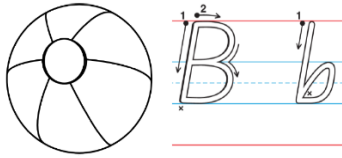






**English:** Describing a character. **Maths:** 2D Shapes.



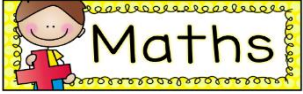
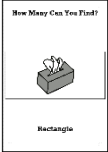



When you see a picture of a camera  take a photo of your work and email it to your teacher.

## I will need:

1.  **Pencil & Rubber**
2.  **Colouring Pencils**
3.  **Books/Paper**
4.  **\*The Blue Thingamajig by Narelle Oliver**
5.  **IPad/Computer**

\*If you do not have a hard copy of this text at home it is available to be purchased online or alternately, there are free copies available online. When searching for anything online make sure that you follow cyber safety rules and get your parents' permission to go online.

Activity/Time	Activity Details
<b>Spelling 9:00am – 09:30am</b> 	<b>Spelling Focus: Silent 'e' — long vowel patterns</b> Re-watch attached spelling video. Students complete spelling activity (see attached document) and fill in the missing vowel and silent 'e'. 
<b>Handwriting 9:30am – 09:50am</b> 	<b>Handwriting Focus: Lowercase and Uppercase Bb</b> Using red and blue lines (student workbook or attached document), students practice writing out a lowercase and uppercase Bb. Minimum 2 lines of lowercase "b" and 2 lines of uppercase "B", with 5 letters per line. See picture for letter formation and attached handwriting lines for cat stamp (head, body and tail letter). 
<b>Fruit Break 9:50am – 10:10am</b> 	<b>Enjoy a healthy snack and have a movement break</b> Example movement breaks... 'Just Dance Kids' or 'Go Noodle'.
<b>English 10:10am – 11:00am</b>  	<b>Weekly Text: The Very Blue Thingamajig</b> Listen to a reading of the weekly text 'The Very Blue Thingamajig' by Narelle Oliver. Students draw a picture of the Blue Thingamajig on paper. Then write at least 5 words to describe what the character is like.  
<b>Morning Tea 11:00am – 12:00pm</b> 	<b>Enjoy a movement break and some food</b>

<p>Reading 12:00pm – 12:30pm</p> 	<p><b>Reading Eggs/Home Readers:</b>  Sign in and use the app for approximately 30 minutes.  <a href="https://readingeggs.com.au/">https://readingeggs.com.au/</a></p> 
<p>Maths 12:30pm – 1:30pm</p> 	<p><b>Maths: Explore 2D Shapes – Shape Hunt</b>  Students go on a shape hunt in their homes to find and draw as many objects as they can that are either the shape of a triangle or a rectangle. See attached picture for an example of what is expected.</p> 
<p>Lunch 1:30pm – 2:00pm</p> 	<p><b>Enjoy a movement break and some food</b></p>
<p>Well-being 2:00pm – 2:45pm</p> 	<p><b>Zones of Regulation: Cooperation</b>  Listen to 'Sesame Street - "Cooperation Makes It Happen'.</p> <p>Work with someone else in your family to get a job done e.g. empty the dishwasher, make your bed, tidy your room, etc.</p>
<p>ZOR Check In 2:45pm – 3:00pm</p> 	<p><b>Zones of Regulation Check In</b>  Students complete the attached Zones of Regulation check in worksheet for Tuesday.</p>

Activity 2 Write the silent 'e'

Write the missing vowels and the silent 'e' to make the focus words.

s \_ \_ z \_ \_

h \_ \_ m \_ \_

n \_ \_ t \_ \_

c \_ \_ t \_ \_

l \_ \_ t \_ \_

m \_ \_ n \_ \_

n \_ \_ m \_ \_

j \_ \_ k \_ \_

l \_ \_ k \_ \_

h \_ \_ g \_ \_

