






# Daily Schedule: Thursday 23<sup>rd</sup> April

**Today we are learning:**





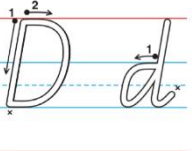






**English:** Comparing character traits. **Maths:** 3D Shapes.



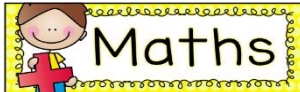





When you see a picture of a camera  take a photo of your work and email it to your teacher.

**I will need:**



\*If you do not have a hard copy of this text at home it is available to be purchased online or alternately, there are free copies available online. When searching for anything online make sure that you follow cyber safety rules and get your parents' permission to go online.

Activity/Time	Activity Details
<b>Spelling 9:00am – 09:30am</b> 	<b>Spelling Focus: Silent 'e' — long vowel patterns</b> Re-watch attached spelling video. Students complete the attached activity sheet (a minimum of one sheet needs to be completed). 
<b>Handwriting 9:30am – 09:50am</b> 	<b>Handwriting Focus: Lowercase and Uppercase Dd</b> Using red and blue lines (student workbook or attached document), students practice writing out a lowercase and uppercase Dd. Minimum 2 lines of lowercase "d" and 2 lines of uppercase "D", with 5 letters per line. See picture for letter formation and attached handwriting lines for cat stamp (head, body and tail letter).  
<b>Fruit Break 9:50am – 10:10am</b> 	<b>Enjoy a healthy snack and have a movement break</b> Example movement breaks... 'Just Dance Kids' or 'Go Noodle'.
<b>English 10:10am – 11:00am</b>  	<b>Weekly Text: The Very Blue Thingamajig</b> Listen to a reading of the weekly text 'The Very Blue Thingamajig' by Narelle Oliver. Students then complete the activity sheet to draw a picture of the Blue Thingamajig at the start of the story and the end of the story.  
<b>Morning Tea 11:00am – 12:00pm</b> 	<b>Enjoy a movement break and some food</b>






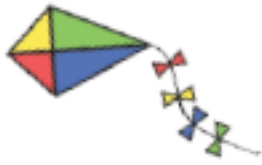


<p>Reading 12:00pm – 12:30pm</p>  <p><b>Reading</b></p>	<p><b>Reading Eggs/Home Readers:</b>          Sign in and use the app for approximately 30 minutes.  <a href="https://readingeggs.com.au/">https://readingeggs.com.au/</a></p> 
<p>Maths 12:30pm – 1:30pm</p>  <p><b>Maths</b></p>	<p><b>Maths: 3D Shapes</b>          Look at the 3D shape feature posters (see attached).          Using the materials you have collected throughout the week, build a 3D shape creation. Complete the checklist to identify the 3D shapes used.</p>  
<p>Lunch 1:30pm – 2:00pm</p>  <p><b>Lunch</b></p>	<p><b>Enjoy a movement break and some food</b></p>
<p>Dance 2:00pm – 2:45pm</p>  <p><b>Dance</b></p>	<p><b>Dance Focus: Dance with Shapes</b>          Listen to 'Name the Shape Game – Jack Hartmann'.          Discuss with a family member what you know about 2D shapes and show with your body how to make a triangle, square, diamond, circle, star and heart.</p>
<p>ZOR Check In 2:45pm – 3:00pm</p>  <p><b>Zones of Regulation</b></p>	<p><b>Zones of Regulation Check In</b>          Students complete the attached Zones of Regulation check in worksheet for Thursday.</p>



# Make a Bossy 'e' Word



Bossy 'e' tells you to say its name instead of the sound.  
Add an 'e' to the end of each of these short vowel words.  
The 'e' will turn the words into long vowel words.

man → man__	
tap → tap__	
rob → rob__	
can → can__	
tub → tub__	
kit → kit__	
pin → pin__	
not → not__	






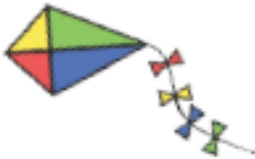




# Make a Bossy 'e' Word



Bossy 'e' tells you to say its name instead of the sound.

Look at the pictures. Add the first missing vowel to each of the words.  
Add an 'e' to the end of each of these short vowel words. The 'e' will turn the words into long vowel words.

	→	m__n__
	→	t__p__
	→	r__b__
	→	c__n__
	→	t__b__
	→	k__t__
	→	p__n__
	→	n__t__






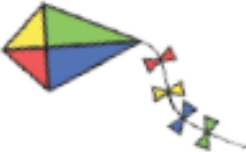




# Make a Bossy 'e' Word



Bossy 'e' tells you to say its name instead of the sound.

Look at the pictures. Add the missing letter for each word. Then, write the word. The 'e' at the end of each of these short vowel words turns the words into long vowel words.

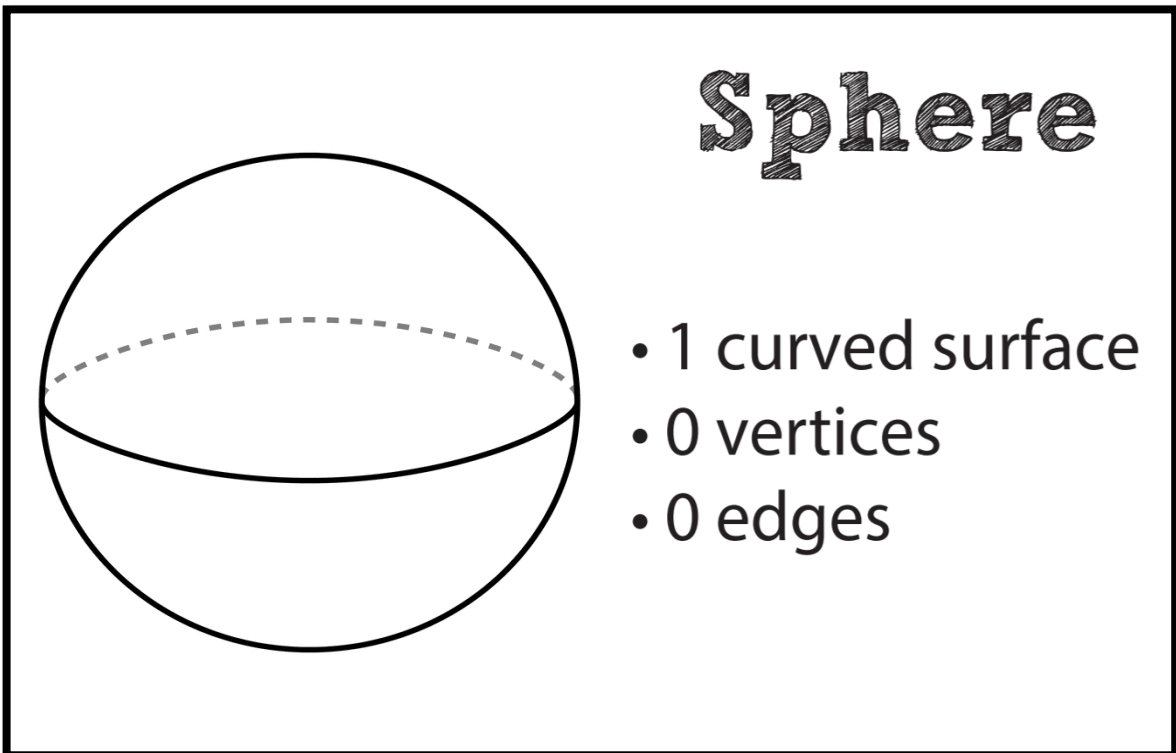
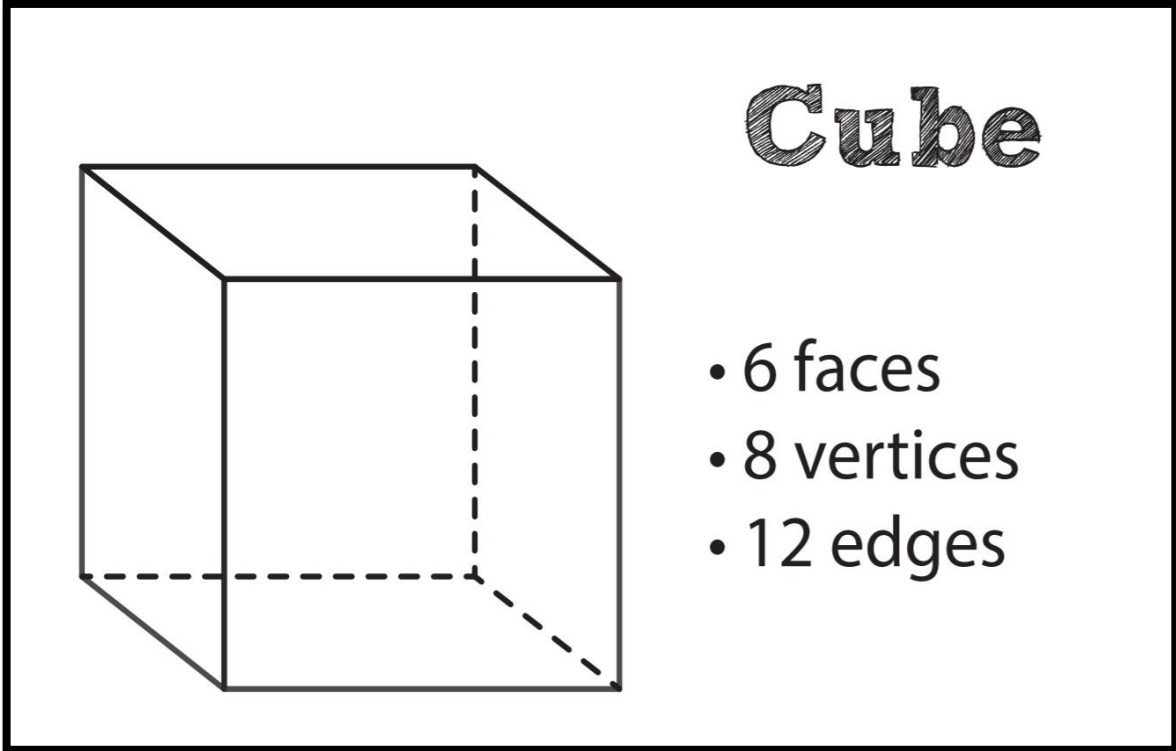
	→	__ane	<hr/> <hr/> <hr/> <hr/>
	→	t__pe	<hr/> <hr/> <hr/> <hr/>
	→	ro__e	<hr/> <hr/> <hr/> <hr/>
	→	c__ne	<hr/> <hr/> <hr/> <hr/>
	→	tub__	<hr/> <hr/> <hr/> <hr/>
	→	__ite	<hr/> <hr/> <hr/> <hr/>
	→	__ine	<hr/> <hr/> <hr/> <hr/>
	→	n__te	<hr/> <hr/> <hr/> <hr/>



# The Very Blue Thingamajig

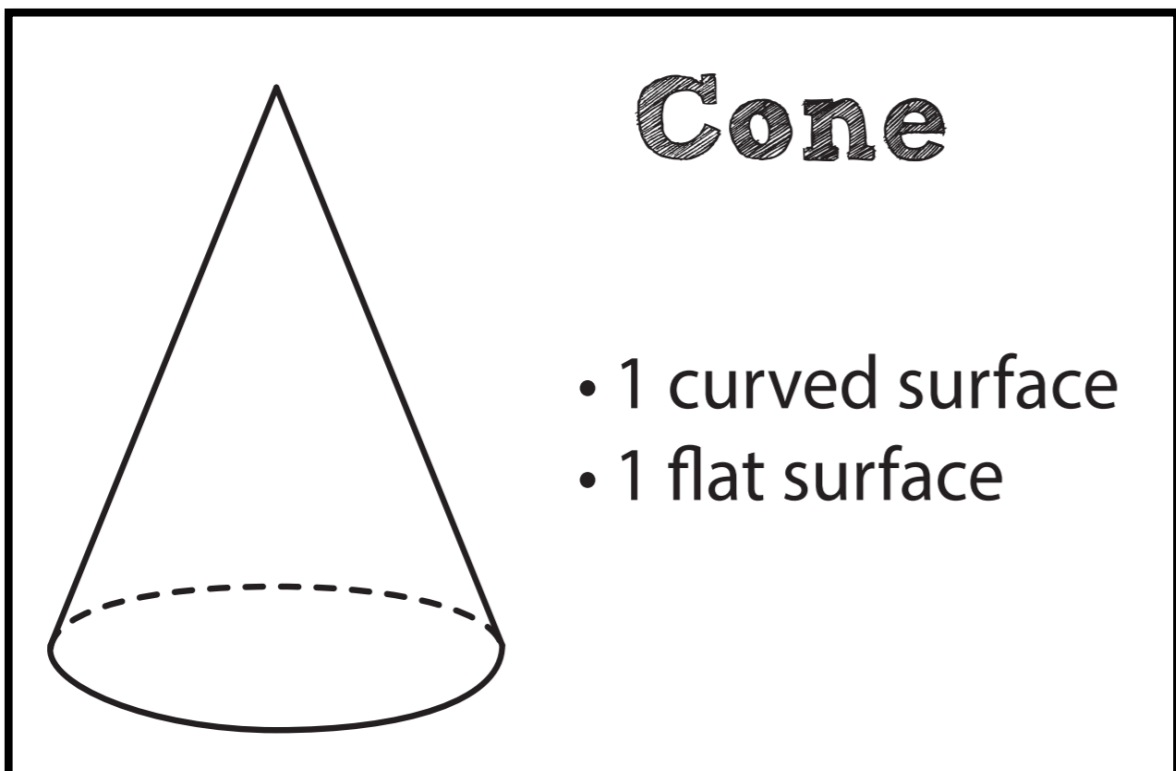
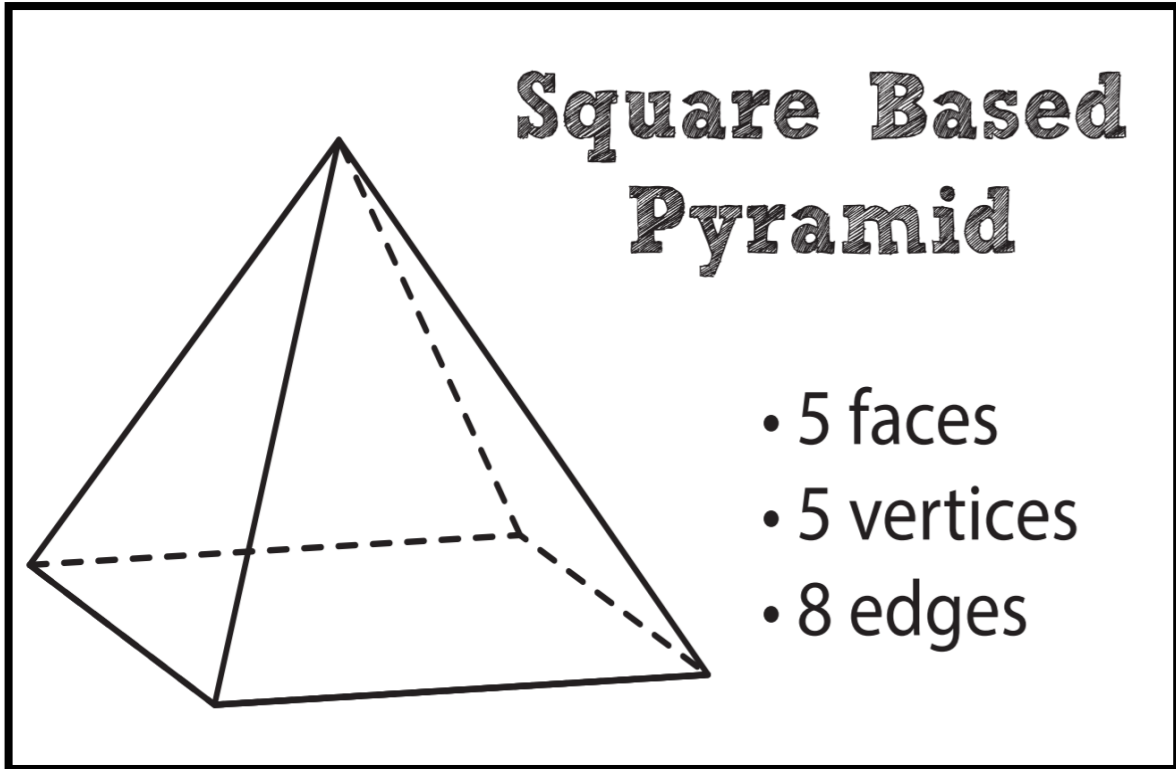


# 3D Shapes – Features Posters





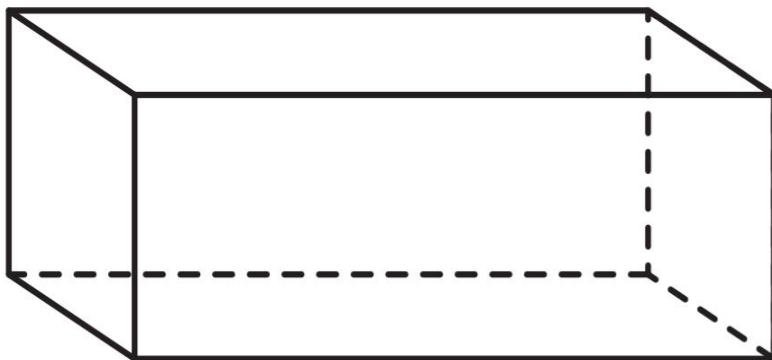
# 3D Shapes – Features Posters



# 3D Shapes – Features Posters

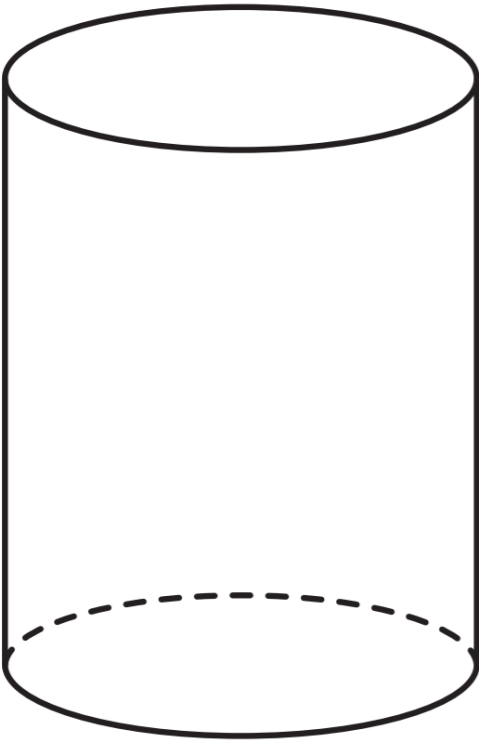
## Rectangular Prism

- 6 faces
- 8 vertices
- 12 edges

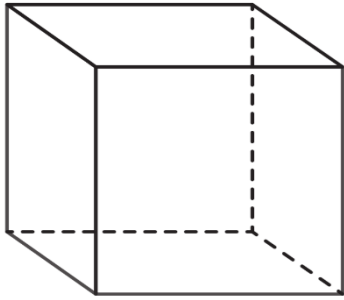


## Cylinder

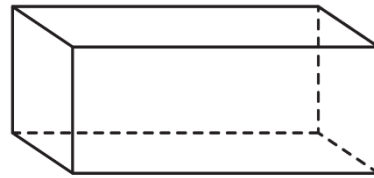

- 1 curved surface
- 2 flat surfaces



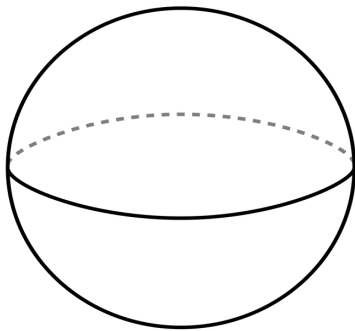

# 3D Shape Checklist



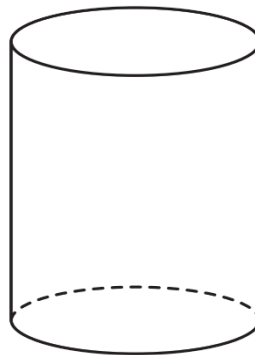

*cube*



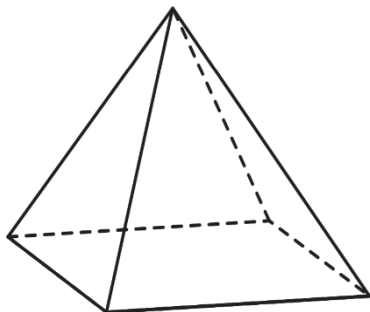

*rectangular prism*



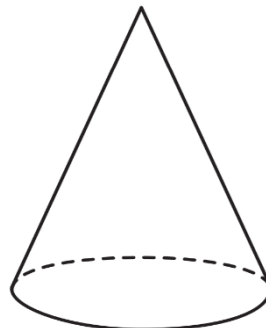

*sphere*



*cylinder*



*square-based  
pyramid*



*cone*

