













Friday 1st May 2020


Today we are learning to: identify pictures that start with the /h/ sound, revise learnt sight words, read a story, learn how to form the number 9, count and record numbers, create finger puppets to use as a story.

The materials I will need: writing pencil, scissors, glue, colouring pencils.

<p>9-10am</p>  	<p>Sounds</p> <ul style="list-style-type: none"> Practice singing and learning the Jolly Phonics actions, letters and songs Phonics <p>→ print out the 'h' activity page. → complete this page and send a photo of this back to your teacher</p>  <p>Sight words</p> <p>→ go into Sunshine Online – level 1 – words level [complete the first grid – I, am, a and go on and do – is, me, the]</p> <p>Reading</p> <p>→ re-read "I am a" book → go into Starfall – kindergarten and pre-K – learn to read – "Peg the Hen" https://www.starfall.com/h/ltr-classic/?mg=m</p>
<p>Stop and enjoy a fruit break.</p>	  <p>https://www.youtube.com/watch?v=7JvKWXY2eY</p>
<p>10 – 11am</p>  	<p>Free choice Friday</p> <p>Ask your child to choose a book from their home collection or an ebook from an online resource such as vooks.com or Moreton Bay eLibrary https://bit.ly/3b7pnsu. Read the book and discuss what happened in the beginning, middle and end. Develop an oral (verbal) retell detailing these events. Optional extra: You and your child could write the retell and they could draw a picture to match.</p>
<p>Stop and have something to eat and go outside and enjoy the fresh air.</p>	 
<p>12 – 1:30</p>	<p>Maths Warm Up- Number Songs Online</p> <p>Let's Get Fit Count to 100 https://www.youtube.com/watch?v=0TgLf3PMOc&hl=en-GB</p> <p>The Big Numbers song https://www.youtube.com/watch?v=e0dJWfQHF8Y&hl=en-GB</p> <p>Count to 20 https://www.youtube.com/watch?v=0VLxWIHRD4E&hl=en-GB</p>


<div data-bbox="124 96 288 259" data-label="Complex-Block"> <div>2+1=3</div> <div>Maths</div> </div> <div data-bbox="140 286 288 416" data-label="Image"> </div>	<div data-bbox="422 129 1018 163" data-label="List-Group"> <ul style="list-style-type: none"> - Complete the 'Number 9 formation sheet' </div> <div data-bbox="375 197 697 230" data-label="Text"> <p>Fun Friday Maths Activity</p> </div> <div data-bbox="422 230 804 293" data-label="List-Group"> <ul style="list-style-type: none"> - 2D shape colouring sheet - Count and Find sheet </div> <div data-bbox="375 360 865 394" data-label="Text"> <p><u>Refer to "Week 2 Dance" attachment.</u></p> </div>
<div data-bbox="108 421 352 551" data-label="Text"> <p>Stop and have some lunch. Enjoy a conversation with your family.</p> </div>	<div data-bbox="627 416 810 600" data-label="Image"> </div> <div data-bbox="1034 416 1189 600" data-label="Image"> </div>
<div data-bbox="167 600 288 633" data-label="Text"> <p>2-2:45pm</p> </div> <div data-bbox="161 633 300 748" data-label="Image"> </div>	<div data-bbox="375 600 1437 748" data-label="Text"> <p>Colour in and cut out the below story props and make into finger puppets by attaching a paddle pop stick or straw, or sticky taping a strip of paper around the back. Explore the story concepts through dramatic play. Take a picture of your artwork and send it to your teacher!</p> </div>
<div data-bbox="167 748 288 781" data-label="Text"> <p>2:45-3pm</p> </div> <div data-bbox="108 781 236 902" data-label="Image"> </div>	<div data-bbox="363 748 869 963" data-label="List-Group"> <ul style="list-style-type: none">  What went well?  What can I improve on?  Have I shared with my teacher? </div>

Cross out all of the things that don't start with the 'h' sound.

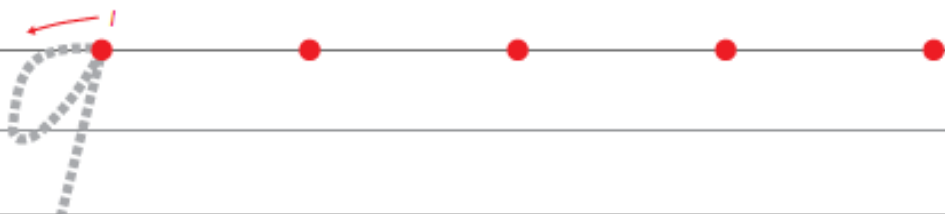
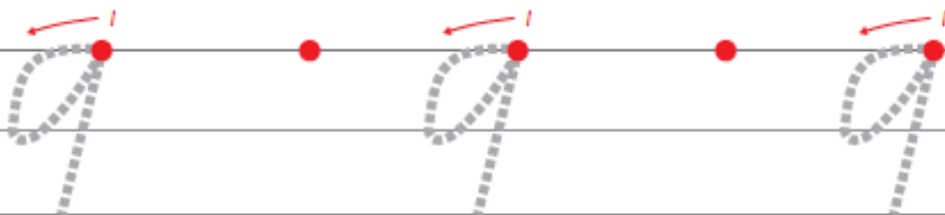
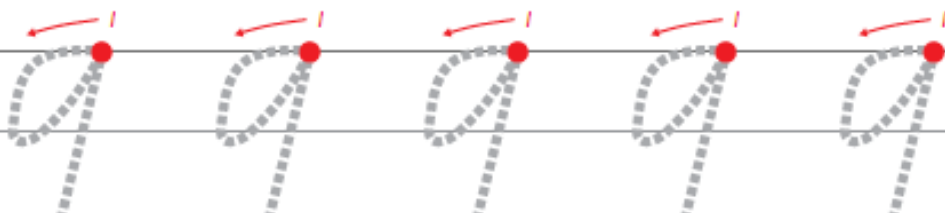


Week 2 Friday- Number Formation Sheet

A loop and a line
makes a nine.



nine



Week 2 Friday

2D Shape Colouring

Can you colour the shapes to complete the picture?

Key:



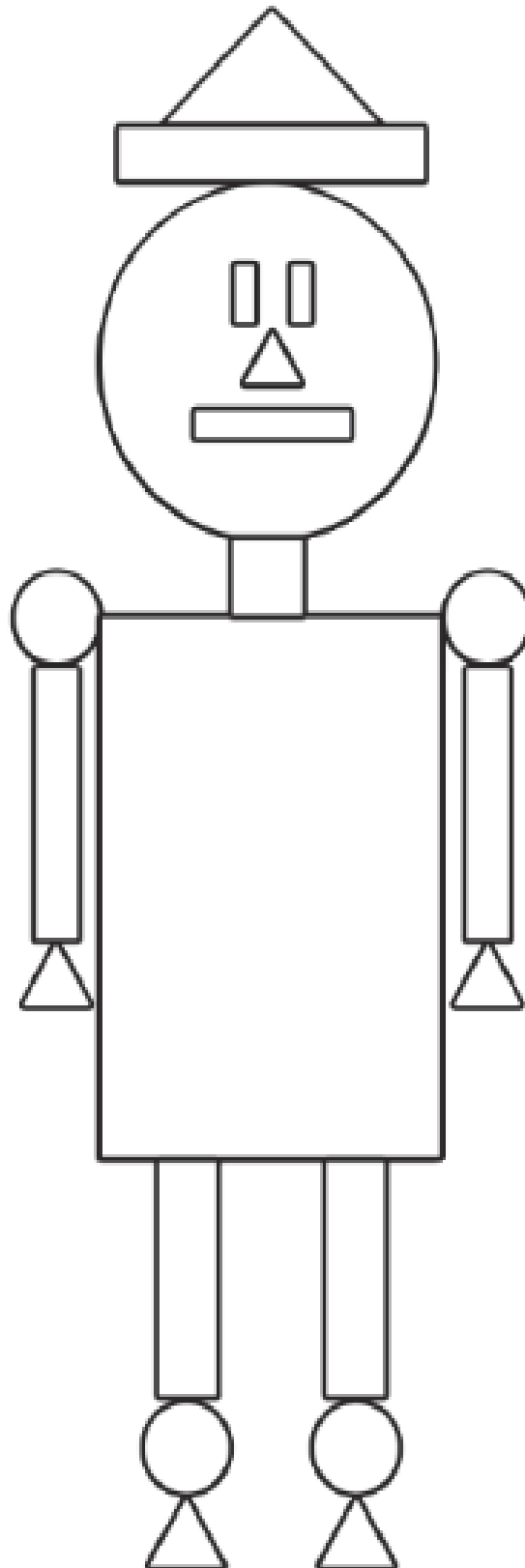
= red




= blue



= yellow



Under the Sea I Spy and Count



Under the Sea I Spy and Count Checklist

Count the number of each type of under the sea object and write the numeral in the box.

turtles



octopus



starfish



anchors



fish



dolphins




seahorses



whale



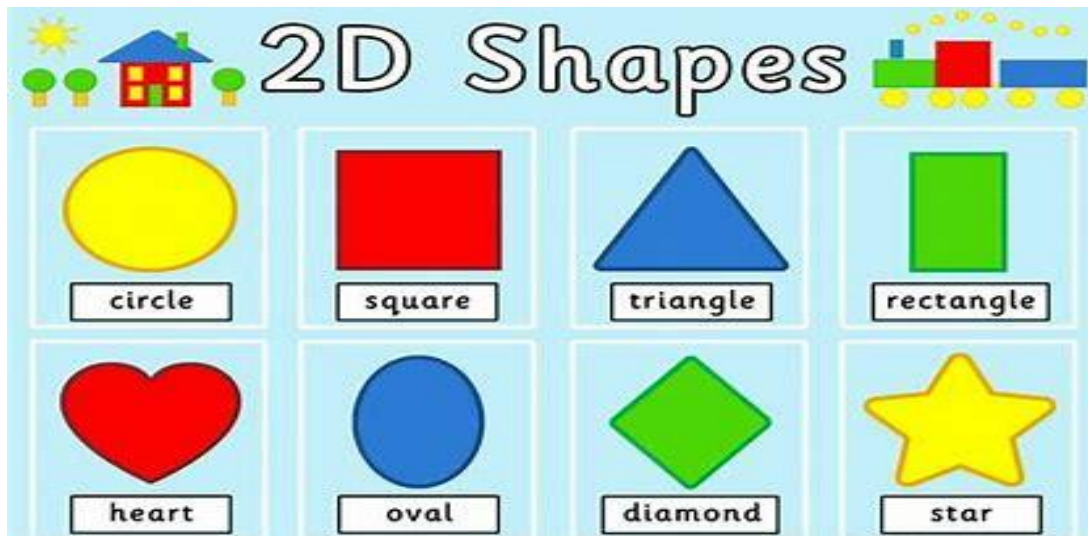
sharks



Week 2 Dance

Students are to make 2D shapes with their body, hands, arms for the following shapes.


Challenge: how many different ways can you make a shape



↓ Name the two shapes that the student below has created? ↓



Students are to practice the following fundamental movements (both locomotor and non-locomotor movements)



Story Props

*See pages 6 and 9 for suggested uses.

