

Tuesday

Today we are learning to

- identify objects that start with the /c/ /k/ sound
- label objects that start with the /c/ /k/ sound
- identify the sight words "all" and "are"
- use a reading strategy (eagle eye) to read the "I am" text
- sequence a nursery rhyme
- comparing the height of objects
- explore a range of materials in your house

The materials I will need are

- writing pencil
- "I am" book
- coloured pencils
- plain paper/blank workbook
- scissors
- glue
- household objects

9-10am



This week's sound focus is: /c/ /k/.

View the instruction sheet attached for activities and teaching points.



This week's sight words are: 'all' 'are'.

These are the first two words on our red word list.

View the instruction sheet attached for activities and teaching points.

Reading.

View the instruction sheet attached for activities and teaching points.


Stop and enjoy a fruit break.



Cosmic Kids yoga -

https://www.youtubekids.com/watch?v=K7FUbTac_ds

10 – 11am





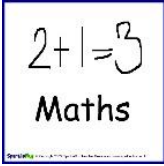










Sing the Nursery Rhyme 'Hey Diddle Diddle' or listen to it on YouTube kids

<https://www.youtubekids.com/watch?v=Lsbr7a5MVOk>



Discuss the events. Complete the cut and paste sequencing sheet attached and then take a photo and send it to your teacher.



| | |
|---|--|
| <p>Stop and have something to eat and go outside and enjoy the fresh air.</p> | <div data-bbox="632 129 820 315">  <p>Lunchtime</p> </div> <div data-bbox="1042 141 1198 315">  <p>Play Time</p> </div> |
| <p>12 – 1:30</p> <div data-bbox="124 353 288 517">  <p>Maths</p> </div> <div data-bbox="172 898 276 1115">  </div> | <p>Maths Warm Up</p> <ul style="list-style-type: none"> - Complete the 'Maths Warm Up Grid' attached <p><u>Identify and compare the height of objects</u></p> <ul style="list-style-type: none"> - Find 3-5 different objects from around the house and order them by height (shortest to tallest then tallest to shortest) <div data-bbox="617 517 1125 804">  </div> <ul style="list-style-type: none"> - Find some more objects and put them into 2 groups, one short group and one tall group - Complete the 'shortest to tallest' sequencing activity sheet attached <div data-bbox="1313 819 1458 938">  </div> <p>Zones of Regulation Lesson 1</p> <ul style="list-style-type: none"> - Have a discussion about each zone and identify emotions. Talk about strategies to help you get back to green zone. - See attachment, use when discussing the zones, post somewhere in your house for future reference |
| <p>Stop and have some lunch. Enjoy a conversation with your family.</p> | <div data-bbox="644 1227 833 1413">  <p>Lunchtime</p> </div> <div data-bbox="1054 1238 1211 1413">  <p>Play Time</p> </div> |
| <p>2-2:45pm</p> <div data-bbox="129 1507 308 1682">  <p>Science</p> </div> | <p>Science Lesson 1 -Discovering materials.</p> <p>Can you identify and describe objects around your house and the materials they are made from?</p> <p>Use the attached materials and properties sheet as prompts for discussion.</p> |
| <p>2:45-3pm</p> <div data-bbox="108 1704 236 1832">  </div> | <div data-bbox="363 1682 443 1742">  </div> <p>What went well?</p> <div data-bbox="363 1749 443 1809">  </div> <p>What can I improve on?</p> <div data-bbox="363 1832 443 1897">  </div> <p>Have I shared with my teacher?</p> |

Sounds and sight word instruction sheet.

Practice singing and learning the Jolly Phonics actions, letters and songs

If you do not have access to this song it is available to be purchased online or alternately, there are free versions online. When searching for anything online ensure that you follow cyber safety rules and have adult supervision and permission.

-
- Phonics

→ find 5 things in your house that start with the 'c/k' sound put them next to each other and make labels to place beside each object – an older person can help you, but you need to write the word [you can copy it off another person or you can try to sound out the words phonetically – write down letters to show the sounds that you hear in words e.g. fast = f ar s t]



Place your labels beside your objects and take a photo of the objects in a group with their label beside each item. Send your photo to your teacher so she can see how clever you've been

- Sight words

→ use the app "eggy 100" – it should be a free download and play level one on eggy 100

→ practice your gold words from last term [a, and, be, I, is, in, it, of, that, the, to, was] and the 2 new red words from this week [all, are]

- Reading

→ pull out your 'I am' book that you made yesterday.

→ the strategy we are focussing on this week is 'eagle eyes'.



→ 'eagle eyes' is when we use the picture to work out an unfamiliar word. At the end of each sentence in this week's book will be a word that your child probably doesn't know. If they use the 'eagle eyes' strategy, they should be able to work out this unfamiliar word.

→ find a quiet space to practice their reading, so they can remain focussed. Remind them to point to each word as they read it so that they are able to track not only where they are up to, but also, so that you can see if they are reading word for word, or if they are just remembering the text.



→ a good place to start during the 'eagle eyes' strategy is to do a book walk [look through the pages and using the strategy, work out the unfamiliar words before attempting to read – by using the picture cues].

→ have fun reading your book the first time – remember, it will take a couple of times reading this, to become familiar with the text and for your child to develop some fluency when reading the text.


Hey, diddle, diddle

Colour the pictures.

Cut them out and stick them in the right order.



The cow jumped over the moon.



And the dish ran away with the spoon.



The little dog laughed to see such fun,



Hey, diddle, diddle,
The cat and the fiddle,

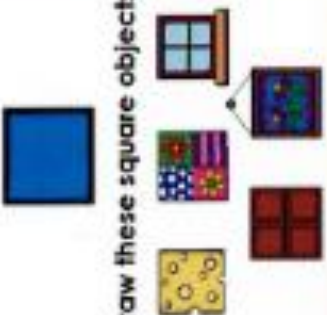


Week 1 Tuesday- Warm Up Grid

Find groups of

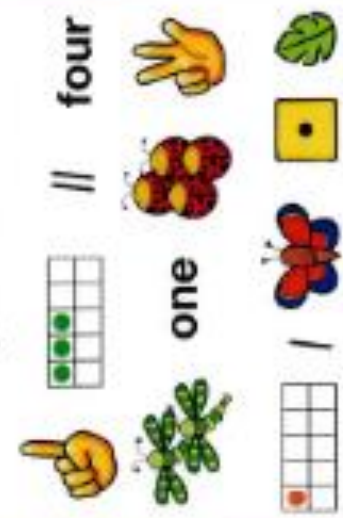


What shape is this?



Draw these square objects.

Thumbs up/Thumbs down for 1



four

one

Count to 5
5 times

What numbers are missing?

1 _ 3 _ 5

Maths
Warm-ups

One is one
and down we
go



Read the numbers

1 2 3 4 5
5 1 4 3 2
2 3 1 5 4

Chit Chat

Name the parts of
your body that
you have just
one of.

Shortest to Tallest Sequencing

Cut and glue the flowers in order from shortest to tallest!




























| | | | | |
|--|--|--|--|--|
| | | | | |
|--|--|--|--|--|


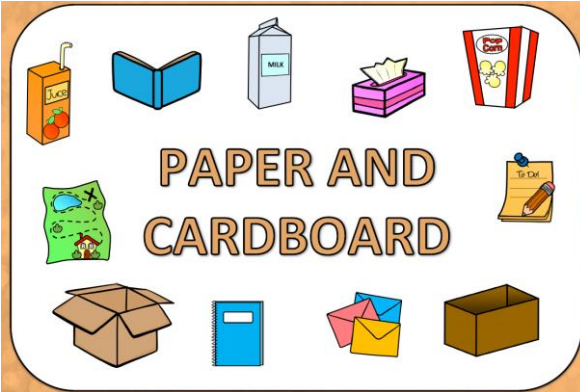


visit [twinkl.com](https://www.twinkl.com)



The Zones of Regulation

| | | |
|---|--|--|
|  | <h2>Red Zone</h2> <p>Scared  Angry  Upset  Big emotions </p> | <p>Calm corner Walk  Water  Lazy </p> <p>↓</p> |
|  | <h2>Yellow Zone</h2> <p>Silly  Excited  Cranky  Nervous </p> | <p>Fidget toys  Water  Draw  Move  Lazy </p> <p>↓</p> |
|  | <h2>Green Zone</h2> <p>Happy  Nice  Calm  Ready </p> | <p>Ready to learn</p>  <p>↑</p> |
|  | <h2>Blue Zone</h2> <p>Sad  Sick  Tired  Hungry </p> | <p>Water  Snack  Move  Rest  Talk </p> |



Science: Properties.

rough silky fluffy spiky blue yellow grey orange
soft Texture smooth black Colour red
bumpy furry prickly hard purple pink green brown aqua white

long tiny little big
short Size narrow wide
huge thin thick
square triangle heart
circle rectangle
star Shape
cone cylinder rectangular prism
cube sphere

| | | | |
|---|--|--|---|
| spongy  | dimply  | rough  | grooved  |
| prickly  | soft  | smooth  | sticky  |
| slimy  | hard  | bumpy  | fluffy  |
| velvety  | flexible  | furry  | spiky  |

Observing objects

Name: _____

TeachIT



It looks

colour


☐ big

☐ small

This is a _____.

It is made from


☐ wood

☐ glass

☐ paper

☐ metal

☐ plastic

☐ fabric

☐ hard

☐ rough

☐ heavy

☐ soft

☐ smooth

☐ light