

Thursday

Today we are learning to

- consolidate the /c/ /k/ sound
- identify sight words
- re-read the "I am" text
- sequence a nursery rhyme
- match numerals to visual number representation

The materials I will need are

- writing pencil
- "I am" book
- coloured pencils
- plain paper/blank workbook
- scissors
- glue
- household objects

9-10am



Sounds

Practice singing and learning the Jolly Phonics actions, letters and songs

If you do not have access to this song it is available to be purchased online or alternately, there are free versions online. When searching for anything online ensure that you follow cyber safety rules and have adult supervision and permission.

- Phonics

→ go to the 'Starfall' website <https://www.starfall.com/h/index.php?mg=m>

→ go to the kindergarten and pre-K sections

→ go into ABC tab and do the 'c' and 'k' section

Sight words

→ play 'eggy 100' – if your child struggled on level 1, get them to repeat this level. If they did okay, get them to try level 2

Reading

→ re-read "I am" book

→ "Sunshine Online" [remember: username = jinibara password = jinibara] – go to level 1 and choose the book "Bumper Boats" level 1. Let the computer read the story to your child the first time. Let your child read it the 2nd time.

→ If they get stuck on a word, let them click on the word. The computer will tell them what that word is.


→ When you've read it through the 2nd time, 3 activities will come up. Your child needs to pick 2 of these activities to do. If they would like to, they can do the 3rd activity.

Stop and enjoy a fruit break.



Go Noodle - <https://www.youtubekids.com/watch?v=dNL6RwymoNg>


10 – 11am



Sing the Nursery Rhyme 'Hickory, Dickory Dock' or listen to it on YouTube kids

<https://www.youtubekids.com/watch?v=ygcN65SILFg>

Hickory, dickory dock



Colour the pictures.

Cut out the boxes with the words in.

Stick each box of words into the space under the picture it belongs to.

Hickory, dickory dock!	The clock struck one,
Hickory, dickory dock! The mouse ran up the clock!	The mouse ran down,



Week 1 Thursday- Warm Up Grid

2

Find groups of

2

What shape is this?

Draw these circle objects.

Thumbs up/Thumbs down for 2

2 six

two

4

Count to 10
jumping up
and down

Maths
Warm-ups

What numbers are missing?

1 2 _ 4 5 _

Read the numbers

1 6 3 4 10
5 9 4 7 2
2 3 1 5 8

Round and back
on the railway
track Choo Choo

2


Chit Chat

Name the parts of
your body that
you have two of.

Week 1 Thursday- Number Matching Activity Part 1



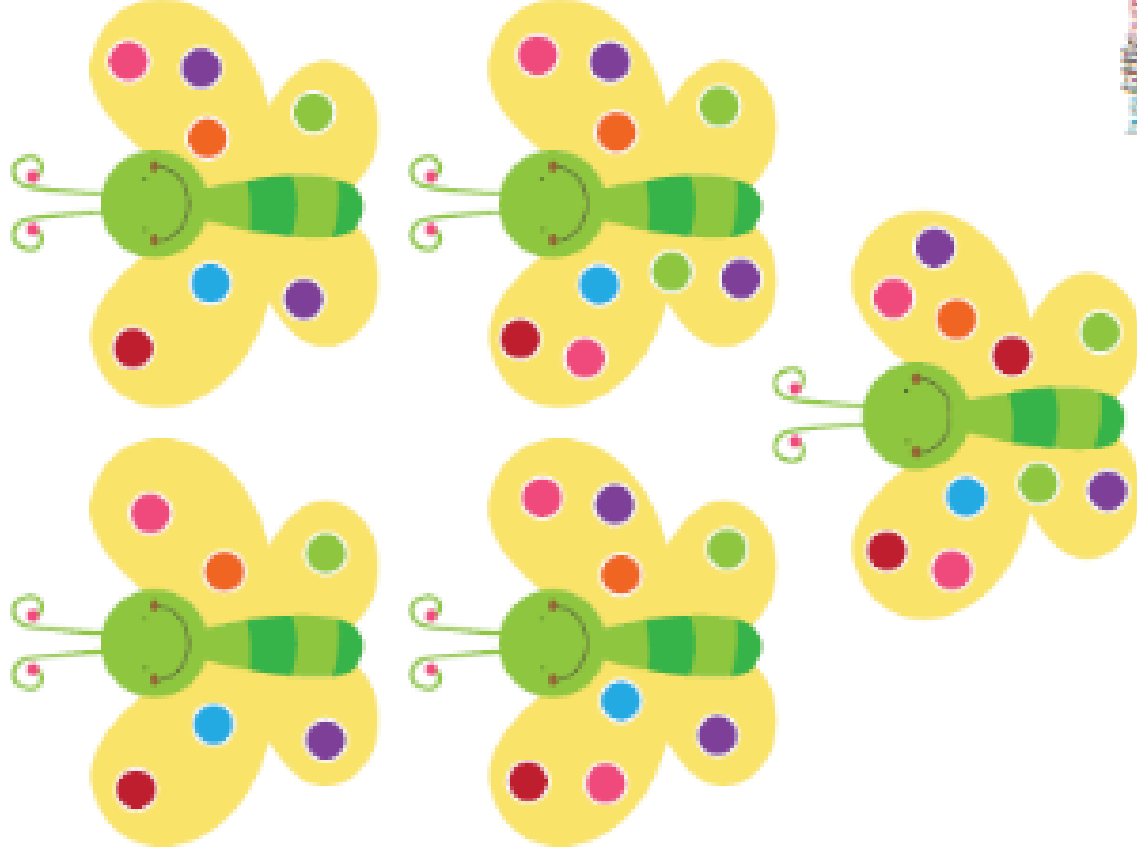
Busy Little Bugs Butterfly Number Match.



© Busy Little Bugs 2013 All rights reserved www.buzzlittlebugs.com.au



Busy Little Bugs Butterfly Number Match.



© Busy Little Bugs 2013 All rights reserved www.buzzlittlebugs.com.au



Busy Little Bugs Butterfly Number Match.



Fear

Courage

School farm



Take a look at how
this school has
grown food.



What are they growing here?

Where have they planted this garden?



What is growing here?
What will they produce?



wood and wire
fencing

metal bedhead

Check out the
different technologies
used in these garden
designs.

concrete water troughs



Can you spot the
technologies
being used here?







What do we have here?



How does it help the garden?



Cucumbers and zucchini have been picked from the garden.



knife
grater
chopping board



Look at the
technologies used
in the kitchen.





Look at what has been prepared from the garden.



1.

Attributions

1. Spensley, S. cucumbers en route to pickledom, <https://www.flickr.com/photos/notahipster/4749930477>
CC BY 2.0 creativecommons.org/licenses/by/2.0/