

Friday

Today we are learning to

- consolidate the /c/ /k/ sound
- identify sight words
- re-read the "I am" text
- read and retell a story
- practicing number formation

The materials I will need are

- writing pencil
- "I am" book
- coloured pencils
- plain paper/blank workbook
- scissors
- glue
- band aids
- egg carton
- red materials (paper, paint, etc.)
- story books
- backyard items

9-10am



Sounds

Practice singing and learning the Jolly Phonics actions, letters and songs

If you do not have access to this song it is available to be purchased online or alternately, there are free versions online. When searching for anything online ensure that you follow cyber safety rules and have adult supervision and permission.

→ 'Sunshine Online' – go into level 1 – alphabet and do the 'c' and 'k' sections

Sight words

→ go into Sunshine on line – level 1 – words level [complete the first grid – I, am, a]

Reading

→ re-read "I am" book


→ go into Starfall – kindergarten and pre-K – learn to read – "Zac the rat"

Stop and enjoy a fruit break.



Jack Hartmann - <https://www.youtube.com/watch?v=cSPmGPlykU>

10 – 11am





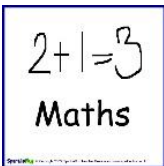










Free choice Friday

Ask your child to choose a book from their home collection or an eBook from an online resource such as vooks.com, Sunshine Online (username jinibara, password jinibara) or Moreton Bay eLibrary <https://bit.ly/3b7pnsu>. Read the book and discuss what happened in the beginning, middle and end. Develop an oral (verbal) retell detailing these events. You could write the retell for your child and they could draw a picture to match.

Week 1 Art -

Take a picture of your artwork and send it to your teacher!
See attached "Humpty Dumpty, cracked egg" sheet.

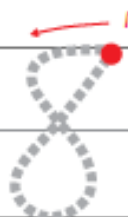
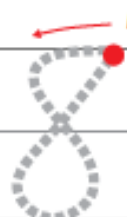
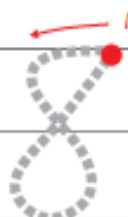
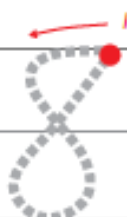
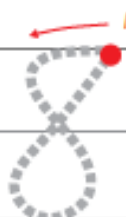


<p>Stop and have something to eat and go outside and enjoy the fresh air.</p>	<div>   </div>
<p>12 – 1:30</p> <div>   </div>	<p>Maths Warm Up- Number Songs Online</p> <p>Count to 100 everyday https://www.youtubekids.com/watch?v=0TgLf3PMOc&hl=en-GB</p> <p>The Big Numbers song https://www.youtubekids.com/watch?v=e0dJWfQHF8Y&hl=en-GB</p> <p>Count to 20 https://www.youtubekids.com/watch?v=0VLxWIHRD4E&hl=en-GB</p> <ul style="list-style-type: none"> - Complete the 'Number 8 formation sheet' <p>Fun Friday Maths Activity</p> <ul style="list-style-type: none"> - Backyard Scavenger Hunt (go outside and put a tally mark every time you see something on the sheet. Colour in a box for each tally on the graphing sheet)
<p>Stop and have some lunch. Enjoy a conversation with your family.</p>	<div>   </div>
<p>2-2:45pm</p> 	<p>Anzac Day craft.</p> <div>   </div>
<p>2:45-3pm</p> 	<div>  What went well?  What can I improve on?  Have I shared with my teacher? </div>

Week 1 Friday- Number 8 Formation Sheet

Make an S and do not wait. Climb back up to make an eight.









eight



Week 1 Friday- Scavenger Hunt Data Collection Sheet









Backyard Scavenger Hunt
Data Activity

Go outside into your backyard. Put a tally mark down every time you see the below items. Then complete the graph on the next page.

 Spiderweb		 Bird	
 Tree		 Cloud	
 Bug		 Chair	
 Yellow flowers		 Tap	

Week 1 Friday- Scavenger Hunt Graphing Sheet

Backyard Items

Help put Humpty Dumpty together again by cutting out the pieces and gluing them onto a piece of paper in the shape of an egg. Then draw a face on Humpty Dumpty with crayons and help seal his cracks with band-aids.

